


READING WITH EXPRESSION PREVIEW

Name: _____ Date: _____

My Character is Happy




Here is what I will do when I read with a happy voice:

My voice will be this	My voice will be this	My voice will go
<input type="text"/>	<input type="text"/>	<input type="text"/>
soft	loud	slow
fast	low	

I will emphasize these words:

Name: _____ Date: _____

My Character is Excited




Here is what I will do when I read with an excited voice:

My voice will be this	My voice will be this	My voice will go up
<input type="text"/>	<input type="text"/>	<input type="text"/>
loud	fast	or down this much
low		

I will emphasize these words:

Name: _____ Date: _____

My Character is Silly




Here is what I will do when I read with a silly voice:

My voice will be this	My voice will be this	My voice will go up
<input type="text"/>	<input type="text"/>	<input type="text"/>
loud	slow	fast
low	high	

I will emphasize these words:

Name: _____ Date: _____

My Character is Surprised




Here is what I will do when I read with a surprised voice:

My voice will be this	My voice will be this	My voice will go up
<input type="text"/>	<input type="text"/>	<input type="text"/>
loud	fast	or down this much
low		

I will emphasize these words:

Name: _____ Date: _____

My Character is Calm




Here is what I will do when I read with a calm voice:

My voice will be this	My voice will be this	My voice will go up
<input type="text"/>	<input type="text"/>	<input type="text"/>
loud	fast	or down this much
low		

I will emphasize these words:

Name: _____ Date: _____

My Character is Worried




Here is what I will do when I read with a worried voice:

My voice will be this	My voice will be this	My voice will go up
<input type="text"/>	<input type="text"/>	<input type="text"/>
loud	slow	fast
low	high	

I will emphasize these words:

Name: _____ Date: _____

My Character is Angry



Here is what I will do when I read with an angry voice:

My voice will be this	My voice will be this	My voice will go up
<input type="text"/>	<input type="text"/>	<input type="text"/>
loud	fast	or down this much
low		

I will emphasize these words:


I will pay attention to these punctuation clues:

Period	Question Mark	Exclamation Point	Ellipses	Quotation Marks
●	?	!	...	“ ”

Reading with Expression | ©BookPagez.com

Name: _____ Date: _____

My Character is Sad



Here is what I will do when I read with a sad voice:

My voice will be this	My voice will be this	My voice will go up
<input type="text"/>	<input type="text"/>	<input type="text"/>
loud	fast	or down this much
low	high	

I will emphasize these words:


I will pay attention to these punctuation clues:

Period	Question Mark	Exclamation Point	Ellipses	Quotation Marks
●	?	!	...	“ ”

Reading with Expression | ©BookPagez.com

Name: _____ Date: _____

My Character is Tired



Here is what I will do when I read with a tired voice:

My voice will be this	My voice will be this	My voice will go up
<input type="text"/>	<input type="text"/>	<input type="text"/>
loud	slow	fast
low	high	

I will emphasize these words:

I will pay attention to these punctuation clues:

Question Mark	Exclamation Point	Ellipses	Quotation Marks
?	!	...	“ ”










Reading with Expression | ©BookPagez.com

Intonation Planners

(for 9 emotions, plus a blank emotion to customize as needed)

Name: _____ Date: _____

Read with Expression

 HAPPY	 EXCITED	 SILLY
 SURPRISED	 SAD	 WORRIED
 ANGRY	 CALM	 TIRED

Reading with Expression | ©BookPagez.com

Feelings Chart For 9 Emotions



Name: _____ Date: _____

Write the dialogue you like to read with expression below.

“

”

My Character is _____
from _____.

In this part of the book, they are feeling
_____. I know
because _____
_____.

Reading with Expression | ©BookPagez.com

Quote the Book Student Practice Page

