

COMPREHENSION CAMP STARTER KIT PREVIEW

Get Ready

SET THE STAGE WITH STORIES

The whole point of reading is to enjoy what we read or learn something new. But, being able to do those things doesn't just happen. It takes a set of strategies, reading skills, and practice to happen in harmony.

Comprehension Camp, much like a summer camp, teaches students to comprehend and enjoy reading.

So let's begin by setting the stage.

- Select one book from the list below. This should be a book that makes you want to read for something engaging. A 3rd grader might enjoy *Chrysothrix* by DiCamillo's *Mercy Watson* might be more interesting.
- Next, choose a selection of strategies to practice. Comprehension strategies should appeal to your student's interests. There should be a variety of reading levels.

PREP YOUR RESOURCES

Comprehension Camp can be a fun way to introduce or review reading strategies. Read through the list below to see which resources you want to use. Add them to your starter kit and a variety of resources from the [Resource Library](#).

Comprehension Camp

ENGAGE STUDENTS IN PURPOSEFUL COMPREHENSION STRATEGY PRACTICE

Choose one comprehension strategy to focus on each week. Students can add a comprehension badge to their camp backpack upon completing their practice with the strategy.

Use the following resources during your Comprehension Camp:

- [Comprehension Camp Starter Kit](#)
- [Comprehension Strategy Bookmarks](#)
- [Comprehension Strategy Posters](#)
- [Comprehension Strategy Exit Slips](#)
- [Comprehension Strategy Task Cards](#)
- [Comprehension Lesson Plans](#)
- [A Picture is Worth a Thousand Words](#)

Comprehension Camp is a fun way to introduce or review comprehension strategies. Use it during the last 5-10 weeks of school then send home the [Summer Reader's Notebook](#) so students can continue to practice critical thinking skills while reading over the summer.

© BOOKPAGEZ.COM



Getting Started Guide and Note About the Resources



Day 2

WHAT YOU NEED:

- The book you shared on Day 1
- The comprehension lesson plan and set of student resources for your book (selected from the [Resource Library](#))
- The corresponding [comprehension strategy poster](#)
- The corresponding student's Comprehension Camp backpack (started kit)
- Student camp folders

CALL A CAMP MEETING

Invite students to meet with their camp buddy.

Show students the strategy poster to talk with their camp buddy.

After students are remembered... Tell students to practice the comprehension strategy on their Comprehension Camp backpack.

Draw students' attention to the strategy poster. Tell students that the strategy corresponds to the strategy they are practicing today. Use the comprehension lesson plan you prepared.

Day 3

WHAT YOU NEED:

- Camp Buddy Cabin Lists (place student based on the book you want each group to read)
- The comprehension lesson plan and strategy poster for the books you want each group to read
- The corresponding [comprehension strategy poster](#)
- Student camp folders
- Optional: Invite parents or school staff to help with group work.

CALL A CAMP MEETING

Invite students to come to the camp meeting with their camp buddy.

Tell students that today they will be working on practicing the strategy you worked on yesterday.

Draw students' attention to the strategy poster. Invite them to practice the strategy together.

Distribute a copy of the comprehension strategy poster to each student. Tell them that they should use the strategy today. Remind them to remember their strategy when they are campers today.

Introduce each of the books you've selected for the groups. Give a short book talk on each one (refer to step 1 of the Comprehension Strategy lesson plan for a brief summary of the book).

Day 4

WHAT YOU NEED:

- Camp Buddy Cabin Lists (place students into groups of 4 or 6 based on ability level.)
- Strategy pages and pictures from [A Picture is Worth a Thousand Words](#) (one set for the class, one set for each cabin group)
- Student camp folders

CALL A CAMP MEETING

Invite students to come to the camp meeting with their camp buddy.

Tell students that today they will be working on practicing the strategy you've been working on in a picture.

Draw students' attention to the picture you selected from *A Picture is Worth a Thousand Words*.

Explain that the same thinking we use when we read helps us understand what we see in pictures. Use the strategy by thinking aloud for students the strategy graphic organizer for *A Picture is Worth a Thousand Words*. Work together to complete the graphic organizer.

Next, read each of the Cabin Lists and assign students to their groups.

© BOOKPAGEZ.COM

Day 5

WHAT YOU NEED:

- A Strategy [Exit Slip](#) or a [Task Card](#) to assess student use of the strategy
- Strategy badges for the Comprehension Camp backpacks
- Scissors, glue, crayons
- Student camp folders

CALL A CAMP MEETING

Invite students to come to the camp meeting spot with their camp buddy.

Tell students that today is the final day of their specific strategy practice and it's time for them to earn their badge for their Comprehension Camp backpack!

Tell students that they will get to show off their comprehension skills with a book from their book bin / independent reading.

Pass out the task card or exit slip.

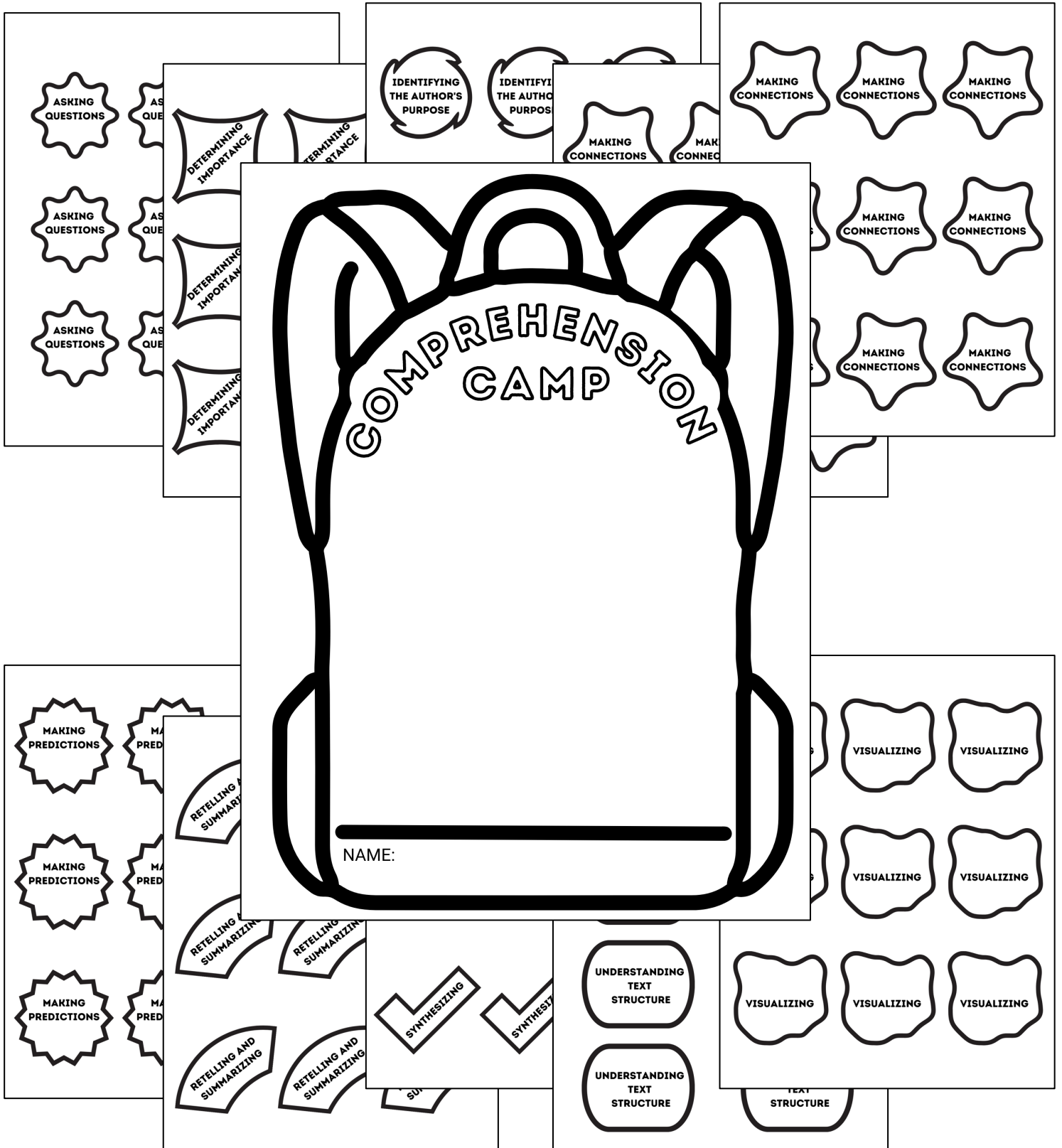
Read the task card or exit slip together. If necessary, you can model how to respond using the class book from earlier in the week.

Tell students that you will come around while they are reading and ask them to show you a place in their book where they were able to use the strategy.

© BOOKPAGEZ.COM

5 Day Plan

COMPREHENSION CAMP STARTER KIT PREVIEW



Comprehension Camp Backpack and Strategy Badges



Comprehension Camp Invitations (Color and B/W)



Camp Buddy List Templates (Color and B/W)



COMPREHENSION CAMP STARTER KIT PREVIEW

COMPREHENSION CAMP CHANT

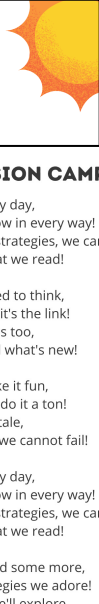
Reading, reading, every day,
Helps us learn and grow in every way!
With comprehension strategies, we can see,
All the meaning in what we read!

When we read, we need to think,
To make connections, it's the link!
Visualize, ask questions too,
To help us understand what's new!

Make predictions, make it fun,
Reading's a blast, let's do it a ton!
Summarize, retell the tale,
With these strategies, we cannot fail!

Reading, reading, every day,
Helps us learn and grow in every way!
With comprehension strategies, we can see,
All the meaning in what we read!

So let's read, read, read some more,
And learn all the strategies we adore!
With books in hand, we'll explore,
The magic of reading, we'll adore!



© BOOKPAGEZ.COM

COMPREHENSION CAMP CHANT

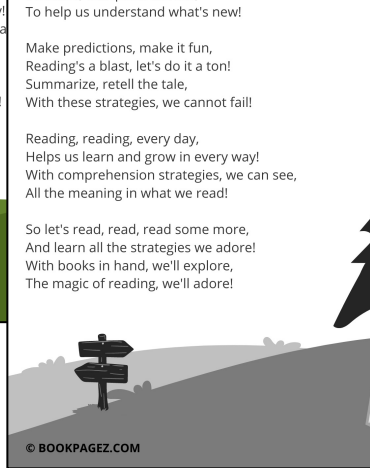
Reading, reading, every day,
Helps us learn and grow in every way!
With comprehension strategies, we can see,
All the meaning in what we read!

When we read, we need to think,
To make connections, it's the link!
Visualize, ask questions too,
To help us understand what's new!

Make predictions, make it fun,
Reading's a blast, let's do it a ton!
Summarize, retell the tale,
With these strategies, we cannot fail!

Reading, reading, every day,
Helps us learn and grow in every way!
With comprehension strategies, we can see,
All the meaning in what we read!

So let's read, read, read some more,
And learn all the strategies we adore!
With books in hand, we'll explore,
The magic of reading, we'll adore!



© BOOKPAGEZ.COM


Comprehension Camp Chant (Color and B/W)



CABIN #

CAMPERS

BOOK




© BOOKPAGEZ.COM

CABIN #

CAMPERS

IMAGE



© BOOKPAGEZ.COM

Camp Assignment Pages (Color and B/W)

