

## VOCABULARY CONNECTIONS RESOURCES

## Important Words to Know and Understand in The Sandwich Swap Word List

## Word and Picture Sorting Cards

## Word and Definition Sorting Cards

## Word Games and Answer Key

## Interactive Vocabulary Notebook Cards

## Vocabulary Word Extension Activities

## Personalized Vocabulary Bookmark

**Vocabulary Connections**

By: Queen Rania Al Abdullah  
& Kelly DiPucchio  
Grade Level: 2 | Guided Reading Level: M

**Important Words to Know and Understand in The Sandwich Swap**

**Ashamed**  
When you feel bad or embarrassed about something you did, like if you made a mistake and wish you hadn't

**Chickpea**  
A small, round, beige-colored bean that is used to make hummus and other foods

**Flight**  
The act of flying, like when something flies through the air

**Heavenly**  
Something that feels so good, delicious, or amazing that it's like being in a perfect place

**Hummus**  
A spread made from mashed chickpeas, olive oil, and other ingredients

**Pesky**  
Something or someone that is a little annoying and keeps bothering you

**Fila**  
A soft, round flatbread that you often eat with hummus

**Rowdy**  
A group of people or animals is making a lot of noise and are being very loud and crazy

**Scowled**  
A way of looking when you're unhappy or mad, where your eyebrows come together and your face looks angry

**Splattered**  
When something falls or is thrown and makes a messy, splotchy mark, like paint splattered on the wall

Vocabulary Word List | ©BookPagez.com

**The Sandwich Swap**  
 By: Queen Roria A. Abdullah  
 & Kelly DiPucchio  
 Grade Level: 2 / Guided Reading Level: M




## Vocabulary Connections

**Directions:**




1. Cut out the cards.

2. Fold on the fold line.

3. Glue, tape or staple the top of each card to create a book.

<b>Ashamed</b>	<b>Chickpea</b>	<b>Flight</b>
		

<b>Heavenly</b>	<b>Hummus</b>	<b>Pesky</b>
		

**The Sandwich Swap**  
 By: Queen Rania Al Abdullahi  
 & Kelly DiPucchio  
 Grade Level: 2 / Guided Reading Level: M

## Vocabulary Connections

**Step-by-Step Directions:**  
 1. Cut out on the dotted line.  
 2. Fold on the solid line.  
 3. Glue, tape or staple the top of each card to create

<b>Ashamed</b>	<b>Chickpea</b>	<b>Flight</b>
When you feel bad or embarrassed about something you did, like if you made a mistake and wish you hadn't!	A small, round, beige-colored bean that is used to make hummus and other foods and other things!	The act of flying, like when something flies through the air
<b>Heavenly</b>	<b>Hummus</b>	<b>Pesky</b>
Something that feels so good, delicious, or amazing that it's like being in a perfect place	A spread made from mashed chickpeas, olive oil, and other ingredients	Something or someone that is a little annoying and keeps bothering you

**Definition Vocabulary Sorting Cards** | ©[BookPagez.com](http://BookPagez.com)

## Word Games

### with Words from **The Sandwich Swap**

**Directions:** Read each short story or situation. Choose the best vocabulary word from the word bank that fits what's happening. Use the pictures as clues to help you decide. Then, write the correct word on the line.

**pila      heavenly      rowdy      scowled      ashamed**

**op**

vocabulary word  
as clues to help

**ashamed**

sacket. What is it

What word

om. How would

er. What did

ood?" What word

is it's not.

swer

se

se

se

se

se

se

1. You are eating a soft, round sandwich with a pocket. What is it called? \_\_\_\_\_

2. You feel really bad for saying something mean. What word fits? \_\_\_\_\_

3. The kids were yelling and running all over the room. How would you describe them? \_\_\_\_\_

4. You frowned and pulled your eyebrows together. What did your face look like? \_\_\_\_\_

5. You tasted a treat and said, "Wow, that's so good!" What word fits? \_\_\_\_\_

**Directions:** Read each sentence. Write **True** if it's correct or **False** if it's not.

**Sentence**

**Answer**

Rowdy means calm and quiet.

A pesky dog sits quietly and never moves.

Flight is when something moves through the air.

A chickpea is a kind of candy.

Hummus is a spread made from chickpeas.

Name: \_\_\_\_\_

©BookPagez.com

A chickpea is a kind of candy.

False

Hummus is a spread made from chickpeas.

True

Answer Key | ©BookPagez.com

## Vocabulary Connections

**Heavenly**  
is a/an  
noun verb  
adverb adjective

Definition of  
**Heavenly**:

**Hummus**  
is a/an  
noun verb  
adverb adjective

Definition of  
**Hummus**:

**Pesky**  
is a/an  
noun verb  
adverb adjective

Definition of  
**Pesky**:

**Heavenly** looks like this:

**Heavenly** reminds me of:

I saw this word in

**Hummus** looks like this:

**Hummus** reminds me of:

I saw this word in

**Pesky** looks like this:

**Pesky** reminds me of:

I saw this word in

## The Sandwich Swap

Queen Rania Al Abdullah & Kelly D'Uchicchio

27 | Guided Reading Level: M

**Flight**  
is a/an  
noun verb  
adjective

Definition of  
**Flight**:

**Flight** looks like this:

**Flight** reminds me of:

I saw this word in

**Step by Step Instructions:**

1. Circle the words in the text.
2. Fold out the fold line.
3. Complete the Vocabulary Word on the front of the card.
4. Glue the back of the station traps into your notebook.

Interactive Vocabulary Notebook Cards | ©BookPages.com


## Vocabulary Connections

By: Queen Rania Al Abdullah  
& Kelly DiPuccio

Grade Level: 2 | Guided Reading Level: M

### The Sandwich Swap

By Queen Rania Al Abdullah  
& Kelly DiPuccio



A new word that I learned in this book is:

It means...

If I remember...

**Step Overview**

1. Read the book.
2. Look up the word in the dictionary.
3. Copy the word into the box.
4. Use the word in a sentence.

**Step 1: Read the book.**

Read the book *The Sandwich Swap* by Queen Rania Al Abdullah and Kelly DiPuccio.

**Step 2: Look up the word in the dictionary.**

Look up the word in the dictionary. Write the word in the box.

**Step 3: Copy the word into the box.**

Copy the word into the box.

**Step 4: Use the word in a sentence.**

Use the word in a sentence.

**Step 5: Write the word in the box.**

Write the word in the box.

**Step 6: Use the word in a sentence.**

Use the word in a sentence.

**Step 7: Write the word in the box.**

Write the word in the box.

**Step 8: Use the word in a sentence.**

Use the word in a sentence.

**Step 9: Write the word in the box.**

Write the word in the box.

**Step 10: Use the word in a sentence.**

Use the word in a sentence.

**Step 11: Write the word in the box.**

Write the word in the box.

**Step 12: Use the word in a sentence.**

Use the word in a sentence.

**Step 13: Write the word in the box.**

Write the word in the box.

**Step 14: Use the word in a sentence.**

Use the word in a sentence.

**Step 15: Write the word in the box.**

Write the word in the box.

**Step 16: Use the word in a sentence.**

Use the word in a sentence.

**Step 17: Write the word in the box.**

Write the word in the box.

**Step 18: Use the word in a sentence.**

Use the word in a sentence.

**Step 19: Write the word in the box.**

Write the word in the box.

**Step 20: Use the word in a sentence.**

Use the word in a sentence.

**Step 21: Write the word in the box.**

Write the word in the box.

**Step 22: Use the word in a sentence.**

Use the word in a sentence.

**Step 23: Write the word in the box.**

Write the word in the box.

**Step 24: Use the word in a sentence.**

Use the word in a sentence.

**Step 25: Write the word in the box.**

Write the word in the box.

**Step 26: Use the word in a sentence.**

Use the word in a sentence.

**Step 27: Write the word in the box.**

Write the word in the box.

**Step 28: Use the word in a sentence.**

Use the word in a sentence.

**Step 29: Write the word in the box.**

Write the word in the box.

**Step 30: Use the word in a sentence.**

Use the word in a sentence.

**Step 31: Write the word in the box.**

Write the word in the box.

**Step 32: Use the word in a sentence.**

Use the word in a sentence.

**Step 33: Write the word in the box.**

Write the word in the box.

**Step 34: Use the word in a sentence.**

Use the word in a sentence.

**Step 35: Write the word in the box.**

Write the word in the box.

**Step 36: Use the word in a sentence.**

Use the word in a sentence.

**Step 37: Write the word in the box.**

Write the word in the box.

**Step 38: Use the word in a sentence.**

Use the word in a sentence.

**Step 39: Write the word in the box.**

Write the word in the box.

**Step 40: Use the word in a sentence.**

Use the word in a sentence.

**Step 41: Write the word in the box.**

Write the word in the box.

**Step 42: Use the word in a sentence.**

Use the word in a sentence.

**Step 43: Write the word in the box.**

Write the word in the box.

**Step 44: Use the word in a sentence.**

Use the word in a sentence.

**Step 45: Write the word in the box.**

Write the word in the box.

**Step 46: Use the word in a sentence.**

Use the word in a sentence.

**Step 47: Write the word in the box.**

Write the word in the box.

**Step 48: Use the word in a sentence.**

Use the word in a sentence.

**Step 49: Write the word in the box.**

Write the word in the box.

**Step 50: Use the word in a sentence.**

Use the word in a sentence.

**Step 51: Write the word in the box.**

Write the word in the box.

**Step 52: Use the word in a sentence.**

Use the word in a sentence.

**Step 53: Write the word in the box.**

Write the word in the box.

**Step 54: Use the word in a sentence.**

Use the word in a sentence.

**Step 55: Write the word in the box.**

Write the word in the box.

**Step 56: Use the word in a sentence.**

Use the word in a sentence.

**Step 57: Write the word in the box.**

Write the word in the box.

**Step 58: Use the word in a sentence.**

Use the word in a sentence.

**Step 59: Write the word in the box.**

Write the word in the box.

**Step 60: Use the word in a sentence.**

Use the word in a sentence.

**Step 61: Write the word in the box.**

Write the word in the box.

**Step 62: Use the word in a sentence.**

Use the word in a sentence.

**Step 63: Write the word in the box.**

Write the word in the box.

**Step 64: Use the word in a sentence.**

Use the word in a sentence.

**Step 65: Write the word in the box.**

Write the word in the box.

[illegible]