





THE PROUDEST BLUE:

A Story of Hijab and Family



**130+
Pages**



**CCSS &
TEKS
Aligned**



Lesson Plans * Assessments * Activities

3 Reasons to Love This Resource Set

1

PUTS BOOK AT THE CENTER OF INSTRUCTION

With done-for-you- lesson plans and student activities, you can strengthen your students' comprehension skills, enhance vocabulary, and foster a deep understanding of how words work - all while using *The Proudest Blue* by Ibtihaj Muhammad.

2

SAVES TIME

Finally have time to "fit it all in" with super-efficient lesson plans, activities, and flexible resource sets that can help you meet your instructional goals without any planning or a lot of prep.

3

CONSISTENT FORMATTING

You and your students will benefit from the consistent formatting of the resources. As you become familiar with the format, you'll deliver instruction more easily and your students will be able to better focus on their learning goals.

Identifying the Author's Purpose

The Proudest Blue
By: Ibtihaj Muhammad
Grade Level: 3 / Guided Reading Level: N

1

Get Ready To Read

- ✓ Learn about the book
- ✓ Get your brain ready to read
- ✓ Understand the meaning of important words found in the book

Summary

It's the first day of school and Faizah is especially excited because it's her older sister, Asiya's, first day of wearing her hijab. She feels proud of her sister and her beautiful, bright blue hijab. It looks like the ocean waving in the sky. In their family wearing a hijab means being strong. But when Asiya wears her hijab to school, some of the kids make fun of her. Now Faizah, Asiya, and their friends must stay strong even when other kids say hurtful things to them.

Link to What You Know

- Think about the colors you like most. How do the colors you like make you feel? What does your favorite color remind you of?
- Think about a time when an adult gave you advice. What was it about? Was it helpful? Why or why not?

Important Words to Know and Understand

Hijab – A head covering that some Muslim women wear when they are outside

Twirling – To turn around and around quickly

2

Learn About Comprehension Strategies

- ✓ Think about the text you read
- ✓ Know what to do when you get confused

Why Readers Identify the Author's Purpose While Reading

Readers identify the author's purpose to understand why an author wrote the book. Authors write books because they want to persuade, inform, or entertain their reader.

When you read fiction (stories that are not real), the author usually includes a message or lesson that they want their readers to think about. When the author does this, they are trying to **persuade** you.

On the other hand, when you read nonfiction (books about real people, places, things, or events), the author answers questions about a specific topic. When the author does this, they are trying to **inform** you.

An author may try to entertain you by being funny, mysterious, or serious. Authors of both fiction and nonfiction can write to **entertain** you.

©BookPagez.com

* What You'll Get in this Resource Set *

5 COMPREHENSION STRATEGY RESOURCE SET

Use Hot Dog and the step-by-step lesson plans included in this resource to teach:

- Identifying the Author's Purpose
- Making Connections
- Making Inferences
- Retelling and Summarizing
- Synthesizing



A collage of educational resources for the book 'The Proudest Blue'. The resources are arranged in a 2x2 grid within a blue rounded rectangle. Top-left: A '4 STEP LESSON PLAN' page for 'The Proudest Blue' by Ibtihaj Muhammad, Grade Level: 3 / Guided Reading Level: N. It includes sections for 'Synthesizing', 'Get Ready To Read', 'Summary', 'Link to What You Know', and 'Important Words to Know and Understand'. Top-right: 'STUDENT PRACTICE PAGES' with two pages of writing prompts. Page 24 asks to summarize Faizah's behavior when kids reacted to Asiya's hijab. Page 28 asks what Faizah was excited about. Bottom-left: 'GRAPHIC ORGANIZERS' featuring a 'Making Connections' form with a title field, a question about what the book reminds the reader of, a section for types of connections (Text-to-Self, Text-to-Text, Text-to-World), and a drawing area. Bottom-right: 'READER'S NOTEBOOK PROMPT' with three identical prompts for 'The Proudest Blue: Identifying the Author's Purpose', each asking for two reasons why the author's advice is important.



What You'll Get in this Resource Set

VOCABULARY DEVELOPMENT RESOURCE SET

The vocabulary resources included in this bundle focus on words that are important for readers to know and understand in the text. The resources include the following:

- Vocabulary Word List
- Flash Cards (match words to pictures and match words to definitions)
- Interactive Vocabulary Notebook Cards
- Vocabulary Word Games Printable
- Personal Vocabulary Word Bookmark



A collage of four resource pages from the 'The Proudest Blue' Vocabulary Connections set. The top-left page is a 'WORD LIST' showing definitions for words like Curtsy, Hijab, Hurful, Island, Nearby, Pounding, Regular, Squint, and Tablecloth. The top-right page is 'FLASH CARDS' with a grid of words and corresponding images. The bottom-left page is 'NOTEBOOK CARDS' with a table for defining words like Regular, Squint, and Tablecloth. The bottom-right page is 'WORD GAMES' with a 'Fill in the Blank' section and a 'Match the Word to the Picture' section.

What You'll Get in this Resource Set

PHONICS AND WORD WORK RESOURCE SET

Improve word recognition, and spelling by anchoring your word study instruction to the books you use for whole group and small group instruction. The word study resources in this bundle include:

- Lesson Plan
- Independent practice page
- Guided practice page
- Word detective activity



Word Work

Step 1: Introduce the Focus of Word Work

Introduce Compound Words

Explain that in the English language, compound words are when two or more words come together to form a new word. Some examples of compound words are bathroom, playground, and snowball.

Direct students to look at the first row of the anchor chart.

Say the words together. For example, say "play plus ground equals playground".

Give a strategy to identify a compound word. A compound word must have two syllables. Each syllable should be a word that can stand alone and make sense on its own. For example, in the word bathroom, both bath and room are words that can stand alone.

Sample Anchor Chart		
bath	room	bathroom
play	ground	playground
snow	ball	snowball
class	mate	classmate
pick	up	pick up
phone	calls	phone calls

Remind students that not all two-syllable words are compound words. For example, princess is two syllables but the two syllables are not words that can stand alone.

Ask students to think about how the meanings of the two individual words may help them understand the meaning of the compound word. For example, a playground is a **ground** or area where kids can **play**.

Invite students to think of any other compound words they may know to add to the anchor chart.

Step 2: Connect Word Work to P...

Compound Words

Word Work Practice Page

Directions: Read each riddle and complete the sentence with the correct compound word.

- Shells in the sea are _____.
- A coat you wear in the rain is a _____.
- A cake in the shape of a cup is a _____.
- A truck that puts out fires is a _____.
- Paper that decorates the wall is _____.
- A card that's delivered by mail (or the post) is called a _____.
- In the morning, many people eat _____.
- A box full of tools is a _____.
- The time after 12 pm is considered the _____.
- A dream during _____.
- The are _____.
- _____.

6 STEP LESSON PLAN

Compound Word Categories

Sorting Mat

Directions: Sort the compound word cards into the correct category below.

PERSON	PLACE
THING / ANIMAL	ODDBALL

Word Detective: Compound Words

Extension Activity

Directions: Be a word detective! Be on the lookout for **compound words** while you read. Write the word that you find along with the title of the book where you found the word, the page, and the sentence with the word or phrase.

Word	Book Title	Page	Sentence

INDEPENDENT PRACTICE

Compound Word Categories

Sorting Mat

Directions: Sort the compound word cards into the correct category below.

PERSON	PLACE
THING / ANIMAL	ODDBALL

Word Detective: Compound Words

Extension Activity

Directions: Be a word detective! Be on the lookout for **compound words** while you read. Write the word that you find along with the title of the book where you found the word, the page, and the sentence with the word or phrase.

Word	Book Title	Page	Sentence

GUIDED PRACTICE

Compound Word Categories

Sorting Mat

Directions: Sort the compound word cards into the correct category below.

PERSON	PLACE
THING / ANIMAL	ODDBALL

Word Detective: Compound Words

Extension Activity

Directions: Be a word detective! Be on the lookout for **compound words** while you read. Write the word that you find along with the title of the book where you found the word, the page, and the sentence with the word or phrase.

Word	Book Title	Page	Sentence

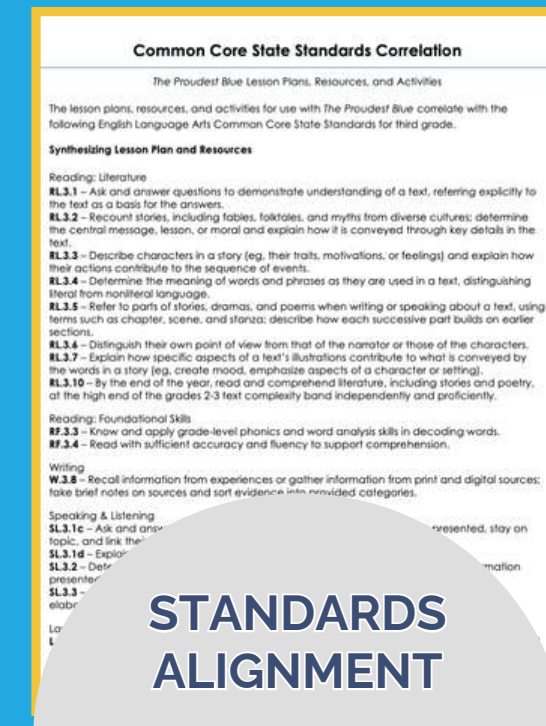
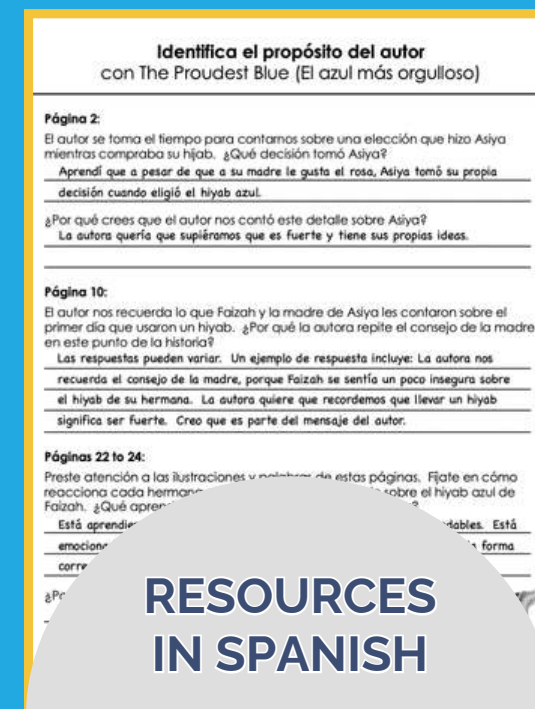
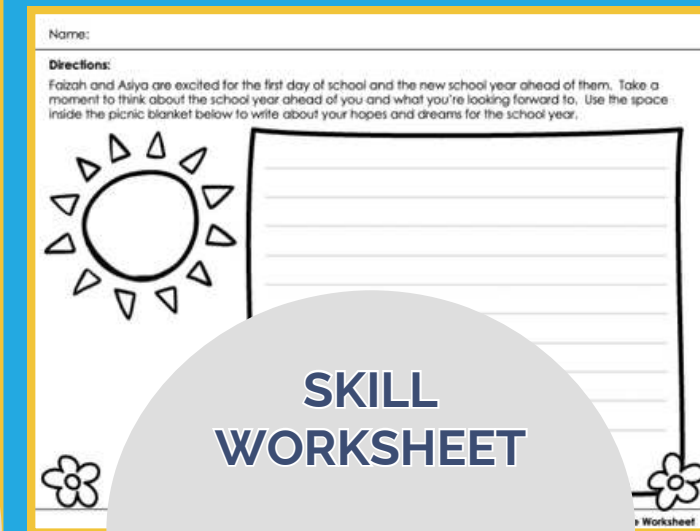
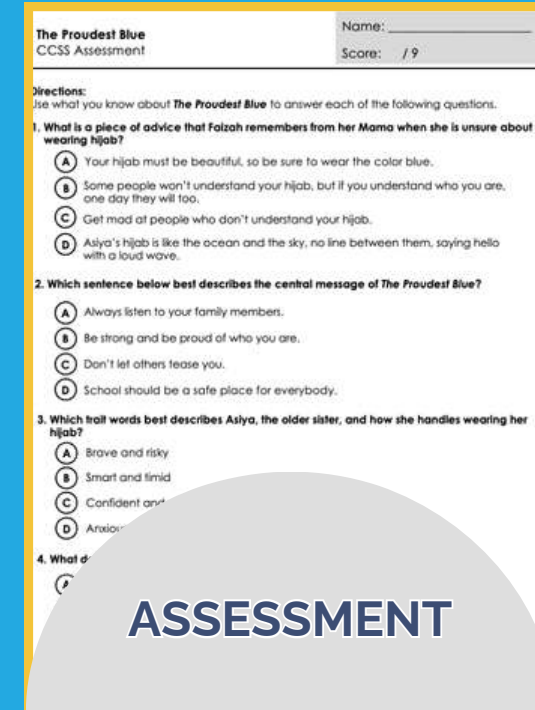
WORD DETECTIVE

What You'll Get in this Resource Set

ADDITIONAL RESOURCES

In addition to the comprehension, vocabulary, and word work resources, this bundle also includes the following:

- Assessment
- Skills worksheet
- Student resources in Spanish
- Standards alignment



Take a Closer Look at the Comprehension Strategy Resources

PART ONE:

- Student Friendly Book Summary
- Questions to activate prior knowledge for the text and to prepare students to use the strategy
- Key vocabulary words in the text that students should know for better comprehension



Identifying the Author's Purpose

The Proudest Blue
By: Ibtihaj Muhammad
Grade Level: 3 / Guided Reading Level: N



Get Ready To Read

- ✓ Learn about the book
- ✓ Get your brain ready to read
- ✓ Understand the meaning of important words found in the book

Summary

It's the first day of school and Faizah is especially excited because it's her older sister, Asiya's, first day of wearing her hijab. She feels proud of her sister and her beautiful, bright blue hijab. It looks like the ocean waving in the sky. In their family wearing a hijab means being strong. But when Asiya wears her hijab to school, some of the kids make fun of her. Now Faizah, Asiya, and their friends must stay strong even when other kids say hurtful things to them.

Link to What You Know

- Think about the colors you like most. How do the colors you like make you feel? What does your favorite color remind you of?
- Think about a time when an adult gave you advice. What was it about? Was it helpful? Why or why not?

Important Words to Know and Understand

Hijab – A head covering that some Muslim women wear when they are outside

Twirling – To turn around and around quickly

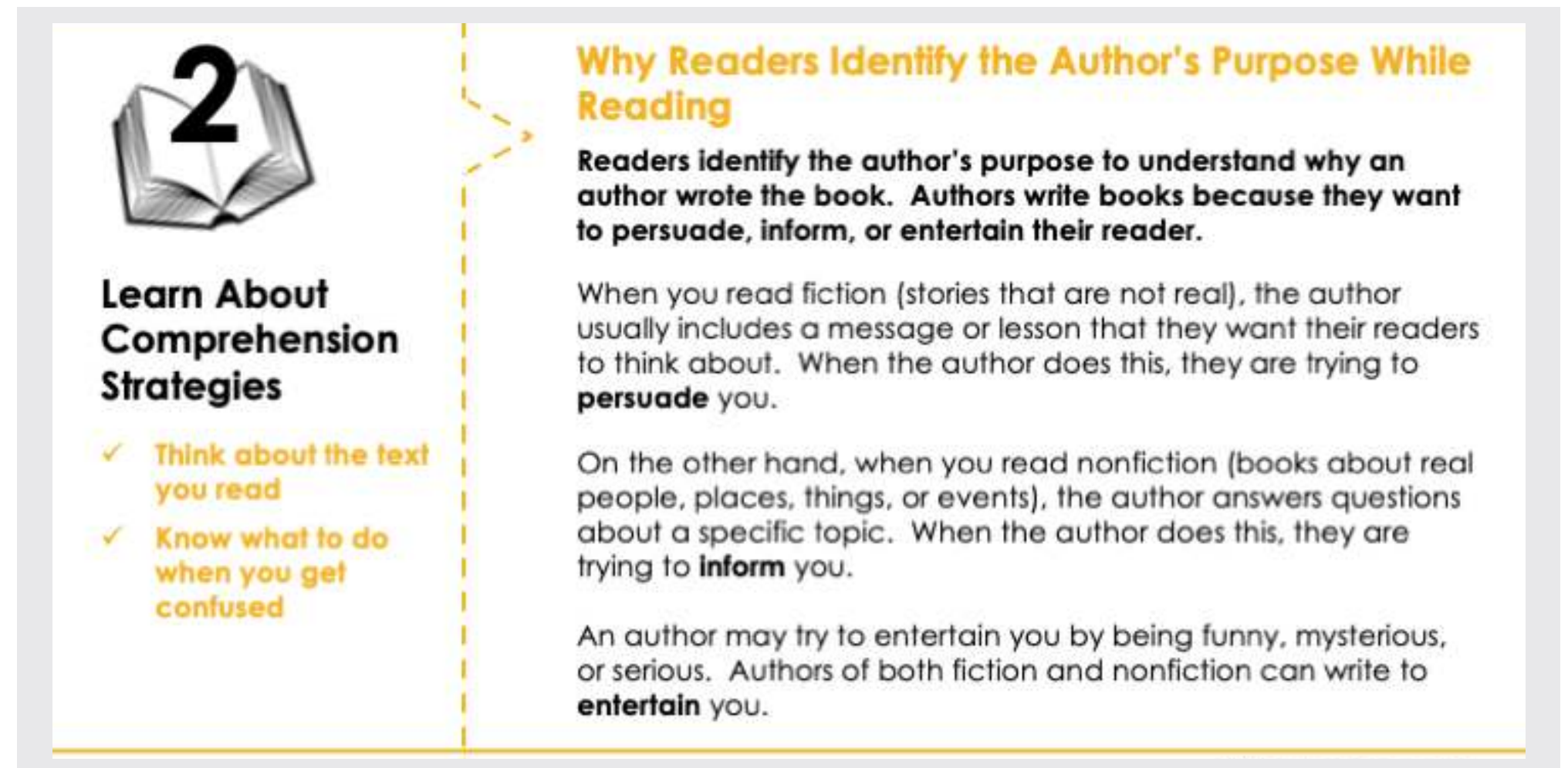
Take a Closer Look at the Comprehension Strategy Resources

PART TWO:

Student Friendly Explanation of the Comprehension Strategy

This portion of the lesson plan can be copied and pasted into student reader's notebooks or enlarged and used on an anchor chart or bulletin board.

TIP: Pair the [BookPagez Comprehension Strategy Posters](#) with these lessons!



2

Learn About Comprehension Strategies

- ✓ Think about the text you read
- ✓ Know what to do when you get confused

Why Readers Identify the Author's Purpose While Reading

Readers identify the author's purpose to understand why an author wrote the book. Authors write books because they want to persuade, inform, or entertain their reader.

When you read fiction (stories that are not real), the author usually includes a message or lesson that they want their readers to think about. When the author does this, they are trying to **persuade** you.

On the other hand, when you read nonfiction (books about real people, places, things, or events), the author answers questions about a specific topic. When the author does this, they are trying to **inform** you.

An author may try to entertain you by being funny, mysterious, or serious. Authors of both fiction and nonfiction can write to **entertain** you.



Take a Closer Look at the Comprehension Strategy Resources

PART THREE:

Text- dependent questions to help students use the strategy to improve comprehension.

These questions focus on the strategy, require students to use evidence from the text, and help them to qualify their thinking - all of which are essential skills for more successful reading.



Identifying the Author's Purpose

The Proudest Blue
By: Ibtihaj Muhammad
Grade Level: 3 / Guided Reading Level: N



Identify the Author's Purpose While Reading

- ✓ Think about what the author is trying to tell you or make you think about
- ✓ Did the author write this book to persuade, inform or entertain you?

Time to Read

Stop on the following pages. Think about the questions for each page. Then talk with a reading partner or write your thoughts down in your notebook.

Page 2 – The author is taking the time to tell us about a choice Asiya made while shopping for her hijab. What choice did Asiya make? Why do you think the author told us this detail about Asiya?

Page 10 – The author is reminding us of what Faizah and Asiya's mom told them about the first day of wearing a hijab. Why is the author repeating the mother's advice at this point in the story?

Pages 22 to 24 – Pay attention to the illustrations and words on these pages. Notice how each sister reacts to the unkind comment about Faizah's blue hijab. What do you learn about the sisters on these pages? Why do you think the author included these details in the story?

Pages 25 to 26 – Asiya and Faizah act differently at the end of the school day. How does Asiya act? How does Faizah act? What lesson might the author be teaching you about dealing with unkind comments? How does thinking about the lesson in the story help you as a reader?

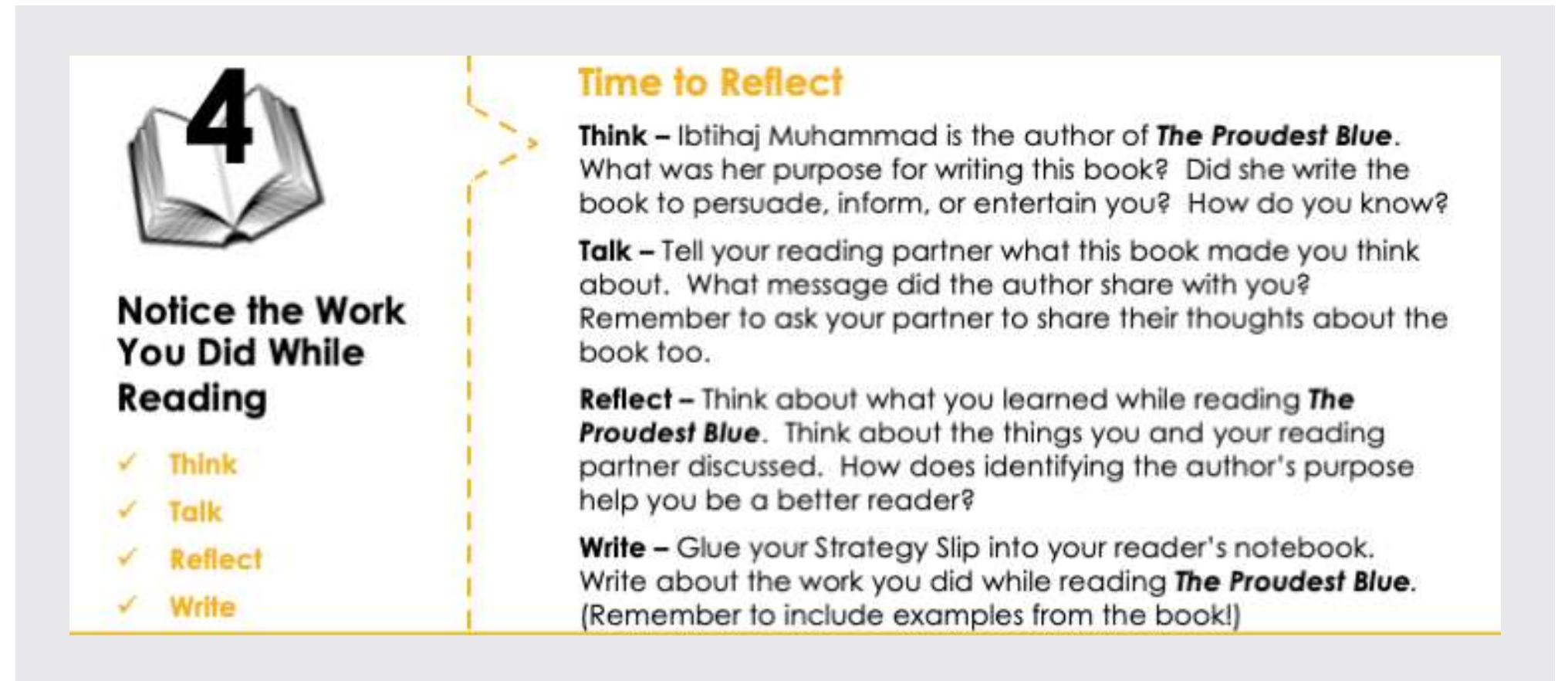
Page 29 – Colors can hold special meaning. What does the author compare Faizah's blue hijab to on this page? Why might the author have chosen to make Asiya's hijab blue in the story?

Take a Closer Look at the Comprehension Strategy Resources

PART FOUR:

Think, Talk, and Reflect prompts to help students notice the work they did as readers and monitor their own comprehension.

TIP: Use the included Reader's Notebook prompt to help students write about their reading and extend their use of the strategy.



4

Notice the Work You Did While Reading

- ✓ Think
- ✓ Talk
- ✓ Reflect
- ✓ Write

Time to Reflect

Think – Ibtihaj Muhammad is the author of *The Proudest Blue*. What was her purpose for writing this book? Did she write the book to persuade, inform, or entertain you? How do you know?

Talk – Tell your reading partner what this book made you think about. What message did the author share with you? Remember to ask your partner to share their thoughts about the book too.

Reflect – Think about what you learned while reading *The Proudest Blue*. Think about the things you and your reading partner discussed. How does identifying the author's purpose help you be a better reader?

Write – Glue your Strategy Slip into your reader's notebook. Write about the work you did while reading *The Proudest Blue*. (Remember to include examples from the book!)



The Comprehension Strategy Resource Set also Include:

- STUDENT PRACTICE PAGES & ANSWER KEYS
- STRATEGY GRAPHIC ORGANIZERS
- READER'S NOTEBOOK PROMPTS
- STANDARDS ALIGNMENT



[Learn More about the Resources Here!](#)

Your Turn to Practice Synthesizing with The Proudest Blue

How does remembering details from earlier in the story help you as a reader?

Page 22:
Notice the words and pictures on this page. How does Faizah react to the boy who calls Asiya's hijab a fabricioth?

How have Faizah's reactions to Asiya's hijab change throughout the book so far?

Page 28:
What did Faizah draw in the picture she wants to show her Mama?

Why do you think Faizah drew this picture?

Name: _____

©BookPagez.com

Retelling and Summarizing

Title: _____

What is this book about?

Is it fiction or nonfiction?

Draw a picture or write a sentence for each box below:

First	Next	Then
After that	Then	Last

What is the most important thing you read in this book?

Directions:
1. Answer each of the questions.
2. Carefully cut on the dotted line.
3. Glue, tape, or staple into your reader's notebook.

Comprehension Strategy Graphic Organizer | ©BookPagez.com

The Proudest Blue: Making Inferences

How would you describe Faizah's and Asiya's relationship in the story? Give two examples from the text to support your idea.

I can describe characters in stories and explain how their actions affect the story. CCSS.3.LS.3

The Proudest Blue: Making Inferences

How would you describe Faizah's and Asiya's relationship in the story? Give two examples from the text to support your idea.

I can describe characters in stories and explain how their actions affect the story. CCSS.3.LS.3

The Proudest Blue: Making Inferences

How would you describe Faizah's and Asiya's relationship in the story? Give two examples from the text to support your idea.

I can describe characters in stories and explain how their actions affect the story. CCSS.3.LS.3

Reader's Notebook: Comprehension Strategy Slips (CCSS) | ©BookPagez.com

Common Core State Standards Correlation

The Proudest Blue Lesson Plans, Resources, and Activities

The lesson plans, resources, and activities for use with The Proudest Blue correlate with the following English Language Arts Common Core State Standards for third grade.

Identifying the Author's Purpose Lesson Plan and Resources

Reading: Literature
RL.3.2 - Recount stories, including fables, folktales, and myths from diverse cultures; determine the central message, lesson, or moral and explain how it is conveyed through key details in the text.
RL.3.4 - Determine the meaning of words and phrases as they are used in a text, distinguishing literal from nonliteral language.
RL.3.4 - Determine the meaning of words and phrases as they are used in a text, distinguishing literal from nonliteral language.
RL.3.10 - By the end of the year, read and comprehend literature, including stories and poetry, at the high end of the grades 2-3 text complexity band independently and proficiently.

Reading: Foundational Skills
RF.3.3 - Know and apply grade-level phonics and word analysis skills in decoding words.
RF.3.4 - Read with sufficient accuracy and fluency to support comprehension.

Writing
W.3.8 - Recall information from experiences or gather information from print and digital sources; take brief notes on sources and sort evidence into provided categories.

Speaking & Listening
SL.3.1a - Explain their own ideas and understanding in the light of the discussion.
SL.3.2 - Determine the main ideas and supporting details of a text read aloud or information presented in diverse media and formats, including visually, quantitatively, and orally.
SL.3.3 - Ask and answer questions about information from a speaker, offering appropriate elaboration and detail.

Language
L.3.4 - Acquire and use accurately grade-appropriate conversational, general, academic, and domain-specific words and phrases, including those that signal spatial and temporal relationships (eg. After dinner that night we went looking for them).

The Proudest Blue CCSS Alignment | ©BookPagez.com

Take a Closer Look at the Vocabulary Connections Resource Set

WORD LIST

The words included on this list are Tier 2 and 3 vocabulary words. Tier 2 words are high frequency vocabulary words that are necessary for reading comprehension. The chances of Tier 2 words showing up in other text is high.

Tier 3 words are lower frequency words that are specific to the text. These words have been selected based on their level of importance in the text. The chances of Tier 3 words showing up in other text is low.



Vocabulary Connections

The Proudest Blue

By: Ibtihaj Muhammad

Grade Level: 3 / Guided Reading Level: N

Important Words to Know and Understand in *The Proudest Blue*

Curtsy

To bend quickly at the knees, with one foot in front of the other, especially to show respect

Hijab

A head covering that some Muslim women wear when they are outside

Hurtful

Something that makes others feel upset

Island

An area of land that has water all around it

Nearby

Close by

Pounding (the pavement)

The sound, feeling, or action of something beating repeatedly

Regular

Usual or normal

Squint

To partly close your eyes in order to see more clearly

Tablecloth

A piece of fabric that covers a table

Twirling

To turn around and around quickly

Take a Closer Look at the Vocabulary Connections Resource Set

SORTING CARDS

There are 2 sets of sorting cards. The first set includes the vocabulary word and a picture of the word. This set of cards is particularly helpful for English Language Learners, but can be used with any student to scaffold prior knowledge and connect new words to visual memory.

The second set of cards includes the vocabulary words and a kid-friendly definition of each word. These cards are helpful when reviewing vocabulary words.



Match the words to the picture!

Match the words to the definition!

The image is a screenshot of a digital resource set titled 'Vocabulary Connections' for 'The Proudest Blue'. It features two main sections. The top section, 'Picture Vocabulary Sorting Cards', shows a grid of words: 'Curtsy' (with a ballerina), 'Hijab' (with a woman in a hijab), 'Hurtful' (with a woman being pulled), 'Island' (with a tropical island), 'Nearby' (with a map), and 'Pounding' (with a horse). The bottom section, 'Interactive Vocabulary Notebook Cards', provides definitions and prompts for 'Island', 'Nearby', and 'Pounding'. The notebook cards include fields for 'Definition of', 'Nearby looks like this:', 'Nearby reminds me of:', 'I saw this word in', and 'Pounding looks like this:', 'Pounding reminds me of:', and 'I saw this word in'. Vertical text on the right side of the notebook cards reads: 'Step by Step Directions: 1. Cut on the Dotted Line. 2. Fold on the Solid Line. 3. Complete the Vocabulary Card on the front of the Top Flap. 4. Give the Back of the Bottom Flap into Your Notebook. 5. Write the Vocabulary Word on the front of the Top Flap.' The footer of the notebook cards says 'Interactive Vocabulary Notebook Cards | ©BookPagez.com'.

Sort the cards by attribute!

Take a Closer Look at the Vocabulary Connections Resource Set

INTERACTIVE VOCABULARY NOTEBOOK CARDS

The interactive notebook cards provide students with a tool to process new vocabulary words. These cards engage multiple parts of the brain and help students to personalize their learning.

Depending on your goals, you can use the page by page guide in a couple of different ways. Here are some suggestions:

- Connect the new word to a word they already know
- Classify the word as a noun, verb, adverb, or adjective
- Review the definition of the new word
- Illustrate the new word
- Anchor the new word to a specific text



The Proudest Blue
By: Ibtihaj Muhammad
Grade Level: 3 / Guided Reading Level: N

Vocabulary Connections

Curtsy is a/an noun verb adverb adjective	Hijab is a/an noun verb adverb adjective	Hurtful is a/an noun verb adverb adjective
Definition of Curtsy :	Definition of Hijab :	Definition of Hurtful :
_____	_____	_____
_____	_____	_____
_____	_____	_____
_____	_____	_____
_____	_____	_____
Curtsy looks like this:	Hijab looks like this:	Hurtful looks like this:
_____	_____	_____
Curtsy reminds me of:	Hijab reminds me of:	Hurtful reminds me of:
_____	_____	_____
I saw this word in	I saw this word in	I saw this word in
_____	_____	_____

Step by Step Directions:
1. Cut on the Dotted Line 2. Fold on the Solid Line 3. Complete the Vocabulary Card
4. Glue the Back of the Bottom Flap into Your Notebook 5. Write the Vocabulary Word on the Front of the Top Flap

Interactive Vocabulary Notebook Cards | ©BookPagez.com

Take a Closer Look at the Vocabulary Connections Resource Set

WORD GAMES AND A VOCABULARY BOOKMARK

Each package contains a different set of word games including crossword puzzles, word searches, graphing, categorizing, matching, and more. These games are intended to help students practice working with the new vocabulary words in a more traditional format.

The bookmark provides students with the opportunity to identify a word from the book that they would like to remember. In this way, students are able to keep track of words that are new to them.



Word Games with Words from The Proudest Blue

Fill in the Blank!
Directions: Choose the correct vocabulary word from the box to complete each sentence and write it in the blank.

sqint nearby regular curtsy twirling

- I _____ when the sun is too bright.
- The park is _____, so we can walk there.
- Saying mean things can be _____.
- We have _____ playtime every day.
- The dancer was _____ around.
- The princess made a _____ to the prince.

Match the Word to the Picture!
Directions: Draw a line from each word to the correct picture.

Isl
Ta
Hij

Name: _____

Vocabulary Connections

Name: _____

Directions:
Select a word from your reading that is new to you and write it in the box below. Then fill in the blanks to connect the new word to words you already know.

New Word		
Dictionary Definition	Original Sentence	Visualize
Look up the word in the dictionary. Copy the dictionary definition.	Copy the sentence in the book where the word appears. Book Title: _____	Draw a picture to illustrate the meaning of the word.

The Proudest Blue
By: Ibtihaj Muhammad
Grade Level: 3 / Guided Reading Level: N

Vocabulary Connections

The Proudest Blue
By Ibtihaj Muhammad

A new word that I learned in this book is: _____
It means: _____
It's like: _____

Name: _____

Step by Step Directions:
1. Cut on the Dotted Line. 2. Fold on the Solid Line. 3. Complete the Vocabulary Card. 4. Add Your Vocabulary Card to Your Notebook or Use It As A Bookmark.

ur Life have rd it, it, or ez.com

Interactive Vocabulary Notebook Personalized Vocabulary Builder Card | ©BookPagez.com

The Vocabulary Connections Resource Set also Include:

- ANSWER KEYS
- CONTEXT CLUE ACTIVITY
- STANDARDS ALIGNMENT

Vocabulary Connections

Directions:

- Write a word from your reading that is new to you in the first column.
- Read the sentence before and after the sentence where the word appears. Write what you think the word means in the second column.
- Explain why you think your definition makes sense based on the context clues in the text.
- Write the dictionary definition.
- Place a check mark in the last column if the dictionary definition matches what you thought the word meant.

Word	What I Think the Word Means	Context Clues	Real Definition	✓

Word Games Answer Key
with Words from **The Proudest Blue**

Fill in the Blank!

Directions: Choose the correct vocabulary word from the word bank to complete each sentence and write it in the blank.

Word Bank: nearby regular curtsy twirling hurtful

1. when the sun is too bright.

2. We live , so we can walk there.

3. Her mean things can be .

4. He had playtime every afternoon.

5. The ball was around and around on the stage.

6. She made a to the king.

Match the words to the pictures!

Draw a line from each word to the correct picture.

Common Core State Standards Correlation

The Proudest Blue Lesson Plans, Resources, and Activities

The lesson plans, resources, and activities for use with *The Proudest Blue* correlate with the following English Language Arts Common Core State Standards for third grade.

Vocabulary Lesson Plan and Resources

Language

L.3.4a – Use sentence-level context as a clue to the meaning of a word or phrase.

L.3.5b – Identify real-life connections between words and their use (eg. identify people who are friendly or helpful).

L.3.6 – Acquire and use accurately grade appropriate conversational, general, academic, and domain-specific words and phrases, including those that signal spatial and temporal relationships (eg. After dinner that night we went looking for them).

The Proudest Blue CCSS Alignment | ©BookPagez.com



Take a Closer Look at the Phonics & Word Work Resource Set

STEP-BY-STEP LESSON PLAN

Every phonics and word work lesson plan was designed to support a variety of instructional approaches. The resource sets are flexible enough to be used for whole-group, small-group, or one-on-one instruction.

PART 1: Introducing the instructional focus

PART 2: Connecting the instructional focus to the text

PART 3: Guided practice

PART 4: Independent practice

PART 5: Reflection

PART 6: Extension activity (optional)



Word Work

The Proudest Blue

By: Ibtihaj Muhammad

Grade Level: 3 / Guided Reading Level: N

Instructional Focus:

Compound Words

Background:

In the English language, compound words are when two or more words come together to form a new word. Some examples of compound words are bathroom, playground, and snowball.

Examples:

bath	+	room	=	bathroom
play	+	ground	=	playground
snow	+	ball	=	snowball
class	+	mate	=	classmate
lip	+	stick	=	lipstick
ear	+	phones	=	earphones

Materials and Preparation:

- A copy of **The Proudest Blue** by Ibtihaj Muhammad
- Chart paper for anchor chart
- Markers
- Prepared a set of word cards and sorting mat (1 set for each partnership)
- Compound Words practice page (1 per student)
- Optional – Word Detective (1 per student)
- Optional – Extend Engagement Activity (see Extend Engagement in Step 2)

Take a Closer Look at the Phonics & Word Work Resource Set

GUIDED PRACTICE

Students will have an opportunity to manipulate words, explore how they work, and discover connections between them.

- Students actively examine words using a hands-on approach
- Students' specific knowledge of an alphabetic, pattern, or meaning system deepens as a result of interacting with words and with other students
- Students are able to communicate what they know and what they are wondering about the word study to deepen understanding



Compound Words Word Work Practice Page

Directions: Read each riddle and complete the sentence with the correct compound word.

1. Shells in the sea are _____.
2. A coat you wear in the rain is a _____.
3. A cake in the shape of a cup is a _____.
4. A truck that puts out fires is a _____.
5. Paper that decorates the wall is _____.
6. A card that's delivered by mail (or the post) is called a _____.
7. In the morning, many people eat _____.
8. A box full of tools is a _____.
9. The time after 12 pm is considered the _____.
10. A dream during that daytime is called _____.
11. The area behind the stage is called _____.
12. When you pass into another country, or to another "port", you'll need to show your _____.

Name: _____ Independent Word Work Practice | ©BookPagez.com

Take a Closer Look at the Phonics & Word Work Resource Set

INDEPENDENT PRACTICE

Students have the opportunity to show what they've learned about words.

Through presenting students with an independent activity designed to extend their work with specific words, you allow the student to engage with words at their own pace. This is a perfect time for you to assess student understanding and confer with any students who may be struggling.



Compound Word Categories Sorting Mat

Directions: Sort the compound word cards into the correct category below.

PERSON	PLACE
THING / ANIMAL	ODDBALL

The Phonics & Word Work Resource Set also Include:

- ANSWER KEYS
- WORD DETECTIVE ACTIVITY
- STANDARDS ALIGNMENT



Answer Key for Compound Words
Word Work Practice Page

Directions: Read each riddle and complete the sentence with the correct compound word.

1. Shells in the sea are seashell.
2. A coat you wear in the rain is a raincoat.
3. A cake in the shape of a cup is a cupcake.
4. A truck that puts out fires is a firetruck.
5. Paper that decorates the wall is wallpaper.
6. A card that's delivered by mail is a postcard.
7. In the morning, many people eat breakfast.
8. A box full of tools is a toolbox.
9. The time after 12 pm is considered afternoon.
10. A dream during that daytime is called a daydream.
11. The area behind the stage is called the backstage.
12. When you pass into another country, you must show your passport.

Word Detective: Compound Words
Extension Activity

Directions:
Be a word detective!
Be on the lookout for **compound words** while you read. Write the word that you find along with the title of the book where you found the word, the page, and the sentence with the word or phrase.

Word	Book Title	Page	Sentence

Word Work Extension Activity | ©BookPagez.com

Common Core State Standards Correlation

The Proudest Blue Lesson Plans, Resources, and Activities

The lesson plans, resources, and activities for use with The Proudest Blue correlate with the following English Language Arts Common Core State Standards for third grade.

Word Work Lesson Plan and Resources

Reading: Foundational Skills
RF.3.3 – Know and apply grade-level phonics and word analysis skills in decoding words.
RF.3.4 – Read with sufficient accuracy and fluency to support comprehension.

The Proudest Blue CCSS Alignment | ©BookPagez.com

Learn More
about the
Resources
Here!



Assessments and Activities include:



- COMMON CORE COMPREHENSION ASSESSMENT
- RUNNING RECORD ASSESSMENT
- SKILL PRACTICE PAGES
- ANSWER KEYS



The assessments include a Running Record to help you assess oral reading fluency and a standards-aligned comprehension assessment.

The collage features three educational resources:

- CCSS Assessment Page:** Titled "The Proudest Blue CCSS Assessment", it includes a name field, a score of 19, and four multiple-choice questions about the story. The questions cover advice from Mama, the central message, traits of Asiya, and the meaning of "pounding the pavement".
- Running Record Form:** A form for tracking reading performance. It includes fields for Name, Date, Accuracy Rate, Error Rate, Self-Correction Rate, Time, and Words Per Minute. It also has a table for recording errors (E) and self-corrections (SC) across pages.
- Skill Practice Page:** A page with a sun illustration and a picnic blanket for writing. It includes a "Directions" section asking students to write about their hopes and dreams for the school year.

The skills practice pages vary from text to text. They cover skills like comparing and contrasting, writing, sequencing, matching, cause and effect, and more.



LET'S CONNECT!



BookPagez is here to help you make the most of the books in your school and classroom libraries.

With thousands of done-for-you lesson plans and activities, you can strengthen your students' comprehension skills, enhance vocabulary, and foster a deep understanding of how words work - all while reading the very best books!



[Get Free Samples Here](#)



[Get Ideas and Booklists Here](#)

