

Lesson Plans and Teaching Resources for The Leaf Thief

5 Comprehension Strategy Lesson Plans & Practice Pages

Determining Importance Lesson Plan

The Leaf Thief
By: Alice Hemming
Grade Level: 2 / Guided Reading Level: K

Determining Importance

1

Get Ready to Read

- Learn about the book
- Get your brain ready to read
- Understand the meaning of important words

2

Learn About Comprehension Strategies

- Think about the text you read
- Know what to do when you get

Summary

All of Squirrel's leaves have turned from green to red, gold, and orange. It is Squirrel's favorite time of year. But when he notices that one of his leaves has gone missing, Squirrel becomes a detective on a case to solve the leafy mystery. He asks all of his friends if they have taken his leaves but has no luck cracking the case. Luckily, Squirrel has Bird who finally helps him find the Leaf Thief.

Link to What You Know

- What is a fact you know about autumn (or fall)?
- What happens to trees in colder areas in the spring? Why does it happen in autumn (or fall)?

Important Words to Know and Understand

Autumn – The season of the year between summer and winter, when leaves change color and the weather becomes colder.

Shed – To get rid of something that is no longer wanted.

Why Readers Determine Importance While Reading

Readers determine importance in order to decide which information is most important to remember.

When you read fiction (stories that are not real), it's important to pay attention to the names of characters, settings where important events take place, and clues that help you solve problems.

On the other hand, when you read nonfiction (books about real people, places, things, or events), it's important to pay attention to vocabulary words and the things you learn about big ideas or facts about a topic.

Because no two readers are the same, the things that you determine to be important may not be the same as another reader. To determine importance think about what you already know, the information you've learned, and whether or not you need the information to understand what you read.

©BookPagez.com

Guided Reading Level

Determining Importance Lesson Plan

The Leaf Thief
By: Alice Hemming
Grade Level: 2 / Guided Reading Level: K

Determining Importance

3

Determine Importance While Reading

- Look for big ideas and supporting details
- Notice when you learn something new
- Look for new words that are important

4

Notice the Work You Did While Reading

- Think
- Talk
- Reflect
- Write

Time to Read

Stop on the following pages. Think about the questions for each page. Then talk with a reading partner or write your thoughts down in your notebook.

Pages 1 and 2 – Look at the pictures on these pages. What is the setting? What season is it? Why is it important to pay attention to the setting when you read?

Page 6 – What is Squirrel's problem? Why is it important to pay attention to a character's problems when you read?

Page 12 – Bird told Squirrel that leaves were missing last year, too. What important information has Squirrel forgotten?

Pages 21 and 22 – Squirrel learned some important information about his problem. What did Squirrel learn? Why is the information important?

Pages 25 and 26 (End pages) – These pages tell you a lot about what happens in autumn. What is one important fact you learned from these pages? Why do you think your fact is important?

Time to Reflect

Think – What information did you learn while reading *The Leaf Thief*? Pick 3 big ideas or facts that you think you should remember about this story. Why are these ideas or facts important to you?

Talk – Tell your reading partner 1 of the most important facts or ideas that you want to remember. Explain why you want to remember your fact or idea. Remember to ask your partner to share their most important fact or idea too.

Reflect – Think about the determining importance work you did while reading *The Leaf Thief*. How does thinking about the most important fact and ideas make you a better reader?

Write – Give your Strategy Slip into your reader's notebook. Write about the work you did while reading *The Leaf Thief*. (Remember to include examples from the book!)

©BookPagez.com

Key Vocabulary

Activate Prior Knowledge

Page by Page Guide and Strategy Questions

Explanation of Strategy

Turn, Talk, and Reflect

The Leaf Thief
By: Alice Hemming
Grade Level: 2 / Guided Reading Level: K

1

Get Ready to Read

- Learn about the book
- Get your brain ready to read
- Understand the meaning of important words

2

Learn About Comprehension Strategies

- Think about the text you read
- Know what to do when you get

3

Make Connections While Reading

- Does this book remind you of anything you've read before?
- Does this book remind you of anything you've heard about in the news?

4

Notice the Work You Did While Reading

- Think
- Talk
- Reflect
- Write

Time to Read

Stop on the following pages. Think about the questions for each page. Then talk with a reading partner or write your thoughts down in your notebook.

Pages 1 and 2 – Squirrel lost one of his leaves! How is Squirrel feeling? What is Squirrel's problem? Why is it important to pay attention to a character's problems when you read?

Page 6 – What is Squirrel's problem? Why is it important to pay attention to a character's problems when you read?

Page 12 – Bird told Squirrel that leaves were missing last year, too. What important information has Squirrel forgotten?

Pages 21 and 22 – Squirrel learned some important information about his problem. What did Squirrel learn? Why is the information important?

Pages 25 and 26 (End pages) – These pages tell you a lot about what happens in autumn. What is one important fact you learned from these pages? Why do you think your fact is important?

Time to Reflect

Think – What information did you learn while reading *The Leaf Thief*? Pick 3 big ideas or facts that you think you should remember about this story. Why are these ideas or facts important to you?

Talk – Tell your reading partner 1 of the most important facts or ideas that you want to remember. Explain why you want to remember your fact or idea. Remember to ask your partner to share their most important fact or idea too.

Reflect – Think about the determining importance work you did while reading *The Leaf Thief*. How does thinking about the most important fact and ideas make you a better reader?

Write – Give your Strategy Slip into your reader's notebook. Write about the work you did while reading *The Leaf Thief*. (Remember to include examples from the book!)

©BookPagez.com

The Leaf Thief
By: Alice Hemming
Grade Level: 2 / Guided Reading Level: K

1

Get Ready to Read

- Learn about the book
- Get your brain ready to read
- Understand the meaning of important words

2

Learn About Comprehension Strategies

- Think about the text you read
- Know what to do when you get

3

Make Inferences

- What are you thinking about the picture on this page. What can you infer Squirrel is doing in his house? How does making this inference help you to read?

4

Notice the Work You Did While Reading

- Think
- Talk
- Reflect
- Write

Time to Read

Stop on the following pages. Think about the questions for each page. Then talk with a reading partner or write your thoughts down in your notebook.

Pages 1 and 2 – Look at the pictures on these pages. What is the setting? What season is it? Why is it important to pay attention to the setting when you read?

Page 6 – What is Squirrel's problem? Why is it important to pay attention to a character's problems when you read?

Page 12 – Bird told Squirrel that leaves were missing last year, too. What important information has Squirrel forgotten?

Pages 21 and 22 – Squirrel learned some important information about his problem. What did Squirrel learn? Why is the information important?

Pages 25 and 26 (End pages) – These pages tell you a lot about what happens in autumn. What is one important fact you learned from these pages? Why do you think your fact is important?

Time to Reflect

Think – What information did you learn while reading *The Leaf Thief*? Pick 3 big ideas or facts that you think you should remember about this story. Why are these ideas or facts important to you?

Talk – Tell your reading partner 1 of the most important facts or ideas that you want to remember. Explain why you want to remember your fact or idea. Remember to ask your partner to share their most important fact or idea too.

Reflect – Think about the determining importance work you did while reading *The Leaf Thief*. How does thinking about the most important fact and ideas make you a better reader?

Write – Give your Strategy Slip into your reader's notebook. Write about the work you did while reading *The Leaf Thief*. (Remember to include examples from the book!)

©BookPagez.com

Making Connections

Making Inferences

The Leaf Thief
By: Alice Hemming
Grade Level: 2 / Guided Reading Level: K

1

Get Ready to Read

- Learn about the book
- Get your brain ready to read
- Understand the meaning of important words

2

Learn About Comprehension Strategies

- Think about the text you read
- Know what to do when you get

3

Make Predictions

- What are you thinking about the picture on this page. What can you infer Squirrel is doing in his house? How does making this inference help you to read?

4

Notice the Work You Did While Reading

- Think
- Talk
- Reflect
- Write

Time to Read

Stop on the following pages. Think about the questions for each page. Then talk with a reading partner or write your thoughts down in your notebook.

Pages 1 and 2 – Look at the pictures on these pages. What is the setting? What season is it? Why is it important to pay attention to the setting when you read?

Page 6 – What is Squirrel's problem? Why is it important to pay attention to a character's problems when you read?

Page 12 – Bird told Squirrel that leaves were missing last year, too. What important information has Squirrel forgotten?

Pages 21 and 22 – Squirrel learned some important information about his problem. What did Squirrel learn? Why is the information important?

Pages 25 and 26 (End pages) – These pages tell you a lot about what happens in autumn. What is one important fact you learned from these pages? Why do you think your fact is important?

Time to Reflect

Think – What information did you learn while reading *The Leaf Thief*? Pick 3 big ideas or facts that you think you should remember about this story. Why are these ideas or facts important to you?

Talk – Tell your reading partner 1 of the most important facts or ideas that you want to remember. Explain why you want to remember your fact or idea. Remember to ask your partner to share their most important fact or idea too.

Reflect – Think about the determining importance work you did while reading *The Leaf Thief*. How does thinking about the most important fact and ideas make you a better reader?

Write – Give your Strategy Slip into your reader's notebook. Write about the work you did while reading *The Leaf Thief*. (Remember to include examples from the book!)

©BookPagez.com

The Leaf Thief
By: Alice Hemming
Grade Level: 2 / Guided Reading Level: K

1

Get Ready to Read

- Learn about the book
- Get your brain ready to read
- Understand the meaning of important words

2

Learn About Comprehension Strategies

- Think about the text you read
- Know what to do when you get

3

Retelling and Summarizing

- What are you thinking about the picture on this page. What can you infer Squirrel is doing in his house? How does making this inference help you to read?

4

Notice the Work You Did While Reading

- Think
- Talk
- Reflect
- Write

Time to Read

Stop on the following pages. Think about the questions for each page. Then talk with a reading partner or write your thoughts down in your notebook.

Pages 1 and 2 – Look at the pictures on these pages. What is the setting? What season is it? Why is it important to pay attention to the setting when you read?

Page 6 – What is Squirrel's problem? Why is it important to pay attention to a character's problems when you read?

Page 12 – Bird told Squirrel that leaves were missing last year, too. What important information has Squirrel forgotten?

Pages 21 and 22 – Squirrel learned some important information about his problem. What did Squirrel learn? Why is the information important?

Pages 25 and 26 (End pages) – These pages tell you a lot about what happens in autumn. What is one important fact you learned from these pages? Why do you think your fact is important?

Time to Reflect

Think – What information did you learn while reading *The Leaf Thief*? Pick 3 big ideas or facts that you think you should remember about this story. Why are these ideas or facts important to you?

Talk – Tell your reading partner 1 of the most important facts or ideas that you want to remember. Explain why you want to remember your fact or idea. Remember to ask your partner to share their most important fact or idea too.

Reflect – Think about the determining importance work you did while reading *The Leaf Thief*. How does thinking about the most important fact and ideas make you a better reader?

Write – Give your Strategy Slip into your reader's notebook. Write about the work you did while reading *The Leaf Thief*. (Remember to include examples from the book!)

©BookPagez.com

Making Predictions

Retelling & Summarizing

Answer Key for Determining Importance with The Leaf Thief

Pages 1 and 2: Look at the pictures on these pages. What is the setting? What season is it? Why is it important to pay attention to the setting when you read?

Page 6: What is Squirrel's problem? Why is it important to pay attention to a character's problems when you read?

Pages 12 and 22: Squirrel learned some important information about his problem. What did Squirrel learn? Why is the information important?

Pages 25 and 26 (End pages): These pages tell you a lot about what happens in autumn. What is one important fact you learned from these pages? Why do you think your fact is important?

Answer Key for Making Connections with The Leaf Thief

Pages 1 and 2: Look at the pictures on these pages. What is the setting? What season is it? Why is it important to pay attention to the setting when you read?

Page 6: What is Squirrel's problem? Why is it important to pay attention to a character's problems when you read?

Pages 12 and 22: Squirrel learned some important information about his problem. What did Squirrel learn? Why is the information important?

Pages 25 and 26 (End pages): These pages tell you a lot about what happens in autumn. What is one important fact you learned from these pages? Why do you think your fact is important?

Answer Key for Making Inferences with The Leaf Thief

Page 4: Look at the picture on this page. What can you infer Squirrel is doing in his house? How does making this inference help you to read?

Answer Key for Making Predictions with The Leaf Thief

Pages 3 and 4: One of Squirrel's leaves is missing. Make a prediction. Where do you think the leaf is? Why do you think so?

Page 12: Bird told Squirrel that leaves were missing last year, too. What important information has Squirrel forgotten?

Page 16: Bird told Squirrel that leaves were missing last year, too. What important information has Squirrel forgotten?

Page 14: Make a prediction about Squirrel's disaster. What do you think happened? How does thinking about what might happen in the story help you to read?

Answer Key for Retelling and Summarizing with The Leaf Thief

Pages 1 and 2: Look at the pictures on these pages. What is the setting? What season is it? Why is it important to pay attention to the setting when you read?

Page 2: Bird told Squirrel that leaves were missing last year, too. What important information has Squirrel forgotten?

Page 6: What is Squirrel's problem? Why is it important to pay attention to a character's problems when you read?

Page 10: You have met a lot of characters in this story so far. Which characters do you think are the main characters? How do you know?

©BookPagez.com

Practice Pages and Answer Keys

Writing About Reading (With Optional CCSS Alignment)

“I Can” Statement

The Leaf Thief: Retelling and Summarizing

Tell the steps Squirrel took to solve his problem. What did he do first, next, then, and last?

I describe how a story is written including the important parts of a beginning and ending. CCSS: RL.2.5

The Leaf Thief: Retelling and Summarizing

Tell the steps Squirrel took to solve his problem. What did he do first, next, then, and last?

I describe how a story is written including the important parts of a beginning and ending. CCSS: RL.2.5

The Leaf Thief: Retelling and Summarizing

Tell the steps Squirrel took to solve his problem. What did he do first, next, then, and last?

I describe how a story is written including the important parts of a beginning and ending. CCSS: RL.2.5

Reader's Notebook: Comprehension Strategy Slips (CCSS) | ©BookPagez.com

Strategy and Text Based Reader's Response Prompt

Common Core State Standard

The Leaf Thief: Making Predictions

How did the other animals in the forest react when Squirrel was looking for his leaves? Do you think they will react the same way when he begins looking for the grass? Why or why not?

The Leaf Thief: Making Predictions

How did the other animals in the forest react when Squirrel was looking for his leaves? Do you think they will react the same way when he begins looking for the grass? Why or why not?

The Leaf Thief: Making Predictions

How did the other animals in the forest react when Squirrel was looking for his leaves? Do you think they will react the same way when he begins looking for the grass? Why or why not?

The Leaf Thief: Making Predictions

How did the other animals in the forest react when Squirrel was looking for his leaves? Do you think they will react the same way when he begins looking for the grass? Why or why not?

Reader's Notebook: Comprehension Strategy Slips | ©BookPagez.com

Common Core Free Option

Reading Response Prompts for Each Comprehension Strategy Lesson Plan

5 Comprehension Strategy Graphic Organizers

Determining Importance

Title: _____

Think about the book. Write all of the important information in the thought bubble below.

Now determine 3 BIG ideas, events, words, or facts that are important to you. Draw a picture to illustrate the most important parts of your book.

#1 _____

#2 _____

#3 _____

Directions:

1. Answer each of the questions.
2. Carefully cut on the dotted line.
3. Glue, tape, or staple into your reader's notebook.

Comprehension Strategy Graphic Organizer | ©BookPagez.com

Making Connections

Title: _____

Think about the book. What does the book remind you of?

What type of connection did you make?

Text-to-Self Text-to-Text Text-to-World

Draw a picture of your connection in the box below.

Directions:

1. Answer each of the questions.
2. Carefully cut on the dotted line.
3. Glue, tape, or staple into your reader's notebook.

Comprehension Strategy Graphic Organizer | ©BookPagez.com

Making Inferences

Title: _____

What the Text Says	What I Know	What I Can Infer
<small>Look for clues in the text or pictures.</small>	<small>What do you know about the story?</small>	<small>Describe thoughts, causes, settings.</small>

Directions:

1. Answer each of the questions.
2. Carefully cut on the dotted line.
3. Glue, tape, or staple into your reader's notebook.

Comprehension Strategy Graphic Organizer | ©BookPagez.com

Making Predictions

Title: _____

Predictions at the Beginning	Predictions while Reading	Check Predictions at the End
<small>Write your prediction below.</small>	<small>Write your prediction below.</small>	<small>If correct, write what you experienced.</small>
		<input type="checkbox"/> Correct <input type="checkbox"/> Incorrect
		<input type="checkbox"/> Correct <input type="checkbox"/> Incorrect
		<input type="checkbox"/> Correct <input type="checkbox"/> Incorrect

Directions:

1. Answer each of the questions.
2. Carefully cut on the dotted line.
3. Glue, tape, or staple into your reader's notebook.

Comprehension Strategy Graphic Organizer | ©BookPagez.com

Retelling and Summarizing

Title: _____

What is this book about?

Is it fiction or nonfiction?

Draw a picture or write a sentence for each box below.

First	Next	Then	
After that	Then	Last	

What is the most important thing you read in this book?

Directions:

1. Answer each of the questions.
2. Carefully cut on the dotted line.
3. Glue, tape, or staple into your reader's notebook.

Comprehension Strategy Graphic Organizer | ©BookPagez.com

Determining Importance

Making Connections

Making Inferences

Making Predictions

Retelling & Summarizing

Word Work Lesson Plan And Activities

Instructional Focus Based on the Words in the Book

Jabari Jumps
By: Gaia Cornwall
Grade Level: 1 / Guided Reading Level J

Word Work

Instructional Focus:
Short /i/ sound

Background:
If there is one vowel in a single syllable word, the vowel is usually short.
For example, the word "sit" has a consonant "t," therefore the "i" is short.

Short /i/ words
It, If, Is
Bin, Fig, Him
Drip, Flip, Milk

Materials and Preparation:

- A Copy of *Jabari Jumps*
- Chart Paper or White Board
- Markers
- Odds or Evens (1 page per student)
- Prepare spinners or dice
- Note: If using spinners, use the die template.
- Code Cracker (1 per student)
- Optional - Word Detective

Step by Step Lesson Plan

List of words in the book that match the instructional focus

Jabari Jumps
By: Gaia Cornwall
Grade Level: 1 / Guided Reading Level J

Word Work

Step 3: Guided Word Work Practice

Interactive Exploration

- Tell students they will play a game called "Odds or Evens".
- Divide students into pairs.
- Invite one pair of students to model how to play the game for the class.
 - Give the pair of students a pre-made spinner or a die.
 - Ask the students to spin or roll. The student with the higher number will go first. They will also take the odd or even column based on the number they spin or rolled. Tell player 1 to write their name at the top of their column.
 - Player 1 spins or rolls. If player 1 gets a number in their column, they choose a picture to spell. If player 1 gets a number in player 2's column, player 2 spins a picture on their side.
 - Then player 2 spins or rolls. If player 2 gets a number in their column, they choose a picture to spell. If player 2 gets a number in player 1's column, player 1 spins a picture on their side.
- Play continues until all the words/pictures are spelled in one of the player's columns. The player whose column is completed first wins.

Step 4: Independent Word Work Practice

Practice Page

- Give each student a copy of the **Crack the Code Practice Page**.
- Read the directions with the class.
- Say each of the pictures aloud as a class (each picture is an example of a short "i" word).
- Tell the students to complete the practice page.
- Monitor students while they work.
- Invite students to share the cracked code when everyone is done.

Interactive Activities

Odds and Evens
Short "i" words

ODDS	EVENS
YOUR NUMBERS: 1, 3, 5	YOUR NUMBERS: 2, 4, 6

Name: _____ Odds or Evens (short /i/ words) | ©BookPagez.com

Independent Practice Page

Extension Activity

Word Detective: Short "i" words
Extension Activity

Directions:
Be a word detective!
Be on the lookout for short "i" words while you read. Write the word that you find along with the title of the book where you found the word, the page, and the sentence with the word or phrase.

Word	Book Title	Page	Sentence

Name: _____ Word Work Extension Activity | ©BookPagez.com

Crack the Code
Word Work Practice Page

1. Use the code to write each word in the sentence below.
2. Write the sentence on the lines.
3. Circle all the words with a short "i" sound.

A	B	C	D	E	F	G	H	I	J	K	L	M
N	O	P	Q	R	S	T	U	V	W	X	Y	Z

Name: _____ Independent Word Work Practice | ©BookPagez.com

Assessments

Running Record Assessment:
Use the first 100 words from
the text to assess oral reading
fluency



Running Record				
Title: <i>The Leaf Thief</i>		Guided Reading Text Level: K	Word Count: 100	
Name: _____		Date: _____		
Accuracy Rate: (# of words correct/100 words) _____				
Error Rate: (# of incorrect words/100 words) _____				
Self-Correction Rate: (# of words self-corrected/100 words) _____				
Time: (in seconds) _____		Words Per Minute: (100/seconds read x 60) _____		
Easy 95%-100% Accuracy		Instructional 90%-94% Accuracy		Hard 50%-89% Accuracy
E = Errors SC = Self-Correction M = Meaning S = Structure/Syntax V = Visual				COUNT
				INFORMATION USED
Page	E	SC	E MSV	SC MSV
1				
"What a wonderful time of year!				
I am sung in my nest with a belly full of hazelnuts				
and the sun is shining through my leafy canopy.				
such lovely colors:				
red, gold, orange...				
red, gold, orange...				
2				
red, gold...				
Wait a				
minute!				
One of my leaves is..."				
3				
"Missing!				
Where is it?				
It's not in here..."				
Tested By: _____				©BookPagez.com

Common Core Assessment:
One question for each Reading
Informational OR Reading Literature
standard (1-9)



The Leaf Thief CCSS Assessment	Name: _____ Score: / 9
Directions: Use what you know about <i>The Leaf Thief</i> to answer each of the following questions.	
1. Who is the main character in the story?	
<input type="radio"/> A Woodpecker <input type="radio"/> B Bird <input type="radio"/> C Squirrel <input type="radio"/> D Mouse	
2. What important lesson did Squirrel learn?	
<input type="radio"/> A There is no such thing as a Leaf Thief. <input type="radio"/> B Don't trust your friends. <input type="radio"/> C It's okay to blame your friends when you lose something. <input type="radio"/> D A cozy home is important.	
3. What did Squirrel do when he woke up to find the grass had gone missing?	
<input type="radio"/> A He started to cry. <input type="radio"/> B He called for Bird. <input type="radio"/> C He blamed Mouse. <input type="radio"/> D He remembered the grass was under the snow.	
4. At the beginning of the story Squirrel counts his leaves and repeats the orange... How do those words make you feel?	
<input type="radio"/> A Worried <input type="radio"/> B Scared <input type="radio"/> C Calm <input type="radio"/> D Excited	

5. What is Squirrel's biggest problem? (RL.2.5)
<input checked="" type="radio"/> A He doesn't understand what happens when the seasons change. <input type="radio"/> B He blames his friends for his problems. <input type="radio"/> C He bothers Bird too many times. <input type="radio"/> D None of the above.
6. What kind of voice should you use when reading Squirrel's dialogue out loud? (RL.2.6)
<input type="radio"/> A Calm and quiet <input type="radio"/> B Happy and loud <input checked="" type="radio"/> C Worried and fast <input type="radio"/> D Angry and loud
7. What is the main setting of the story? (RL.2.7)
<input type="radio"/> A The Forest in Summer <input type="radio"/> B The Forest in Winter <input checked="" type="radio"/> C The Forest in Fall <input type="radio"/> D The Forest in Spring
8. Squirrel is like other characters in books who have problems because he tries to solve his problem with which of the following? (RI.2.9)
<input checked="" type="radio"/> A His friend's help <input type="radio"/> B By looking on the internet <input type="radio"/> C By crying alone in his room <input type="radio"/> D By doing nothing
9. What lesson did you <u>all</u> learn from reading <i>The Leaf Thief</i> ? (RL.2.10)
<input type="radio"/> A Some trees lose their leaves in Fall. <input checked="" type="radio"/> B Friends will not help you when you have a problem. <input type="radio"/> C It's important to relax when you're worried. <input type="radio"/> D Snow covers the grass in Winter.

Answer Key



Writing Worksheet

Name: _____

Directions:
Help Squirrel remember where his leaves go each year by writing him a reminder. Tell Squirrel that there is no such thing as a Leaf Thief. Explain what happens instead. (Bird will really appreciate your hard work!) Post reminder somewhere Squirrel might look for his leaves.



LEAF THIEF REMINDER!











©BookPagez.com | Activity

Compare and Contrast Matching Game and Answer Key

Name: _____ Date: _____

Directions:
1. These are cause and effect cards for *The Leaf Thief*. Read the cards.
2. Cut out the cause and effect cards.
3. Mix the cards up then place them face down in front of you.
4. Turn two cards over. If the cause and effect are a match, keep the cards and place them on your sorting mat. If they don't match flip them back over.
5. Play until you find all the matches.
6. Hint: The cards with a square are cause cards. The cards with a circle are effect cards.

Squirrel was happy and snug in his nest because 	his leaves were missing. 
Squirrel thought Mouse took his leaf because 	Bird showed him that the wind blows the leaves away after they change color. 
Squirrel could not relax because 	he was missing a leaf from his tree. 
Squirrel learned that there is no such thing as a Leaf Thief because 	it was his favorite time of year. 

©BookPagez.com | Cause and Effect Sorting Cards for The Leaf Thief

Name: _____ Date: _____


EFFECT CARDS

1 _____

2 _____

3 _____

4 _____

REMEMBER!
Cause is why something happened. Effect is what happened. 

©BookPagez.com | Cause and Effect Sorting Mat for The Leaf Thief

Compare and Contrast Questions Stems and Answer Key

Name: _____

Directions:
The first part of the sentences below tell what happened (the effect) in the book, *The Leaf Thief*. Complete each sentence by telling the cause.

The Leaf Thief
Cause and Effect

Squirrel was happy and snug in his nest because _____

Squirrel thought Mouse took his leaf because _____

Squirrel could not relax because _____

Squirrel learned that there is no such thing as a Leaf Thief because _____

Reading Tip!
Remember: The cause is why something happened. The effect is what happened.

©BookPagez.com | Cause and Effect Practice

Answer Key

The Leaf Thief
Cause and Effect

because it was his favorite time of year.

cause he was missing a leaf from his

aves were missing.

ng as a Leaf Thief because Bird showed
way after they change color.

g happened. The effect is what happened.

©BookPagez.com | Cause and Effect Practice