



VOCABULARY CONNECTIONS RESOURCES


Important Words to Know and Understand in The Giving Snowman Word List

Vocabulary Connections	<p>The Giving Snowman By: Julia Zhang Grade Level: 1 / Guided Reading Level: J</p>
Important Words to Know and Understand in <i>The Giving Snowman</i>	
<p>Coal A hard, black rock that people burn to make heat or electricity</p>	
<p>Collected Gathered things together in one place</p>	
<p>Journey A trip from one place to another</p>	
<p>Minds Moves the head up and down to say "yes" or to show understanding</p>	
<p>Rebuild To make or fix something again after it's been broken</p>	
<p>Repay To do something nice in return</p>	
<p>Suggests To share an idea or tell someone what you think they should do</p>	
<p>Sturdy Strong and hard to break or damage</p>	
<p>Traveler A person who goes from one place to another</p>	
<p>Worried Feeling scared or nervous that something bad might happen</p>	


The Giving Newman
 By: Julie Zheng
 Grade Level: 1 / Guided Reading Level: 1.3

Vocabulary Connections


Coal



Collected




Journey




Directions: 1. Read the word on the card. 2. Fold on the solid line. 3. Color, trace or copy the top of each card to create a book.


Nods



Rebuild



Repeat



Word and Picture Sorting Cards

Vocabulary Connections

By: Julia Zheng
Grade Level: 1 / Guided Reading Level: J

Suggests

To share an idea or tell someone what you think they should do

Sturdy

Strong and hard to break or damage

Traveler

A person who goes from one place to another

Worried

Feeling scared or nervous that something bad might happen

Step-by-Step Directions:

1. Cut on the solid line. 2. Fold on the dotted line. 3. Glue, tape or staple the top of each card to a book.

Definition Vocabulary Sorting Cards | ©BookPages.com

Word and Definition Sorting Cards

<h2 style="text-align: center;">The Giving Snowman</h2> <p style="text-align: center;">By: Julia Zhang</p> <p style="text-align: center;">Grade Level: 1 Guided Reading Level: J</p>		
<h3 style="text-align: center;">Vocabulary Connections</h3>		
<p>Suggests is a/an noun verb adverb adjective</p> <p>Definition of Suggests:</p> <p>_____</p> <p>_____</p> <p>_____</p>	<p>Sturdy is a/an noun verb adverb adjective</p> <p>Definition of Sturdy:</p> <p>_____</p> <p>_____</p> <p>_____</p>	<p>Traveler is a/an noun verb adverb adjective</p> <p>Definition of Traveler:</p> <p>_____</p> <p>_____</p> <p>_____</p>
<p>Suggests look like this:</p> <p>_____</p> <p>_____</p> <p>_____</p>	<p>Sturdy looks like this:</p> <p>_____</p> <p>_____</p> <p>_____</p>	<p>Traveler looks like this:</p> <p>_____</p> <p>_____</p> <p>_____</p>
<p>Suggests remind me of:</p> <p>_____</p> <p>_____</p> <p>_____</p>	<p>Sturdy reminds me of:</p> <p>_____</p> <p>_____</p> <p>_____</p>	<p>Traveler reminds me of:</p> <p>_____</p> <p>_____</p> <p>_____</p>
<p>I saw this word in</p> <p>_____</p> <p>_____</p> <p>_____</p>	<p>I saw this word in</p> <p>_____</p> <p>_____</p> <p>_____</p>	<p>I saw this word in</p> <p>_____</p> <p>_____</p> <p>_____</p>

Step 1: Read the passage.

Step 2: Circle the words you don't know.

Step 3: Write the definition of the words you don't know.

Step 4: Write the words you don't know in the box.

Step 5: Write the words you don't know in the box.

Step 6: Write the words you don't know in the box.

Step 7: Write the words you don't know in the box.

Step 8: Write the words you don't know in the box.

Step 9: Write the words you don't know in the box.

Step 10: Write the words you don't know in the box.

Step 11: Write the words you don't know in the box.

Step 12: Write the words you don't know in the box.

Step 13: Write the words you don't know in the box.

Step 14: Write the words you don't know in the box.

Step 15: Write the words you don't know in the box.

Step 16: Write the words you don't know in the box.

Step 17: Write the words you don't know in the box.

Step 18: Write the words you don't know in the box.

Step 19: Write the words you don't know in the box.

Step 20: Write the words you don't know in the box.

Step 21: Write the words you don't know in the box.

Step 22: Write the words you don't know in the box.

Interactive Vocabulary Notebook Cards

Vocabulary Connections


The Giving Snowman

By Julia Zheng

Grade Level: 1 | Guided Reading Level: J

The Giving Snowman

By Julia Zheng



A new word that I learned in the book is:

it's like...

It means...

it means...

Name: _____

Step 1: Read the story. Read the story "The Giving Snowman" by Julia Zheng.

Step 2: Find the new words. Find the new words in the story. Write them in the box below.

Step 3: Write the meaning. Write the meaning of the new words in the box below.






Interactive Vocabulary Notebook Personalized Vocabulary Builder Card | [800books.com](https://www.800books.com)

Word Games

with Words from **The Giving Snowman**


Directions: Read each sentence carefully. Then look at the picture clue beside it to help you figure out which word fits best. Write your answer on the line.

collected traveler repay worried coal

- 
 The snowman gave his _____ eyes and a smile.
- 
 The friends _____ sticks and stones to help make the snowman.
- 
 The _____ walked through the snow looking for help.
- 
 The snowman wanted to _____ the kindness he had received.
- 
 The friends were _____ when they saw the snow begin to melt.

Directions: Trace the word and color the picture.

rebuild



Name: _____ ©bookPage.com

Answer Key

Living Snowman

Look at the picture clue beside it to help you answer on the line.

worried coal

_____ eyes and _____


_____ sticks and stones to _____

_____ through the snow

_____ the _____

_____ when they saw _____

rebuild



Answer Key | ©bookPage.com

Word Games and Answer Key

Name: _____

Vocabulary Connections

Directions:
 Select a word from your reading that is new to you and write it in the box below.
 Then fill in the blanks to connect the new word to words you already know.

New Word

Name: _____

Connections

your reading that is new to you in the first column.
 before and after the sentence where the word appears.
 the word means in the second column.
 nk your definition makes sense based on the context clues in

definition.

in the last column if the dictionary definition matches what
 meant.

Visualize

Draw a picture to
 illustrate the meaning
 of the word.

Connect to Your Life

When or where have
 you seen it, heard it,
 felt it, smelled it, or
 tasted it?

I Think the Word Means	Context Clues	Real Definition	<input checked="" type="checkbox"/>

Spring Words | ©BookPages.com

Vocabulary Word Extension Activities

[illegible]

Personalized Vocabulary Bookmark