




VOCABULARY CONNECTIONS RESOURCES

Important Words to Know and Understand in The Biggest Valentine Ever Word List

Vocabulary Connections	The Biggest Valentine Ever			
	By: Steven Kroll			
Grade Level: 1 / Guided Reading Level: J				
Important Words to Know and Understand in The Biggest Valentine Ever				
Awful Feeling very bad or not nice at all				
Delight A feeling of great happiness or joy				
Glared Looked at someone in an angry way				
Heads together Working together to come up with a plan				
Hung Looked down because he felt sad				
Lace Dolly A small, pretty paper used to decorate				
Lopsided Learning to one side or not even				
Mischvious A little naughty in a playful way				
Pasted Stuck on with glue				
Upset Feeling sad or mad				

The Biggest Valentine Ever
 By: Steven Kroll
 Grade Level: 1 / Guided Reading Level: J



Vocabulary Connections

Awful	Delight
	


1. Read the words.

2. Fold on the solid line.

3. Draw, write or illustrate the top of each word to connect the words.

Heads together	Hung
	

4. Draw, write or illustrate the top of each word to connect the words.



Picture Vocabulary Sorting Cards | ©BookPage.com

Word and Picture Sorting Cards

Vocabulary Connections

The Biggest Valentine Ever
 By: Steven Kroll
 Grade Level: 1 / Guided Reading Level: J

Step 1: Step Directions:
 1. Cut on the dotted line 2. Fold on the solid line 3. Color, Write or Illustrate the top of each card to create

<p style="font-size: 1.5em; font-weight: bold; text-align: center; margin: 0;">Lopsided</p> <p style="margin-top: 50px;">Learning to one side or not even</p>	<p style="font-size: 1.5em; font-weight: bold; text-align: center; margin: 0;">Mischievous</p> <p style="margin-top: 50px;">A little naughty in a playful way</p>	<p style="font-size: 1.5em; font-weight: bold; text-align: center; margin: 0;">Pasted</p> <p style="margin-top: 50px;">Stuck on with glue</p>
<p style="font-size: 1.5em; font-weight: bold; text-align: center; margin: 0;">Upset</p> <p style="margin-top: 50px;">Feeling sad or mad</p>		

Word and Definition Sorting Cards

Vocabulary Connections		
The Biggest Valentine Ever! By: Sherron Kroll Grade Level: 1 / Guided Reading Level: J		
<p>Heads together is a/an noun verb adverb adjective</p> <p>Definition of Heads together:</p> <hr/> <hr/> <hr/> <hr/> <hr/> <hr/> <hr/> <hr/> <hr/> <hr/>	<p>Hung is a/an noun verb adverb adjective</p> <p>Definition of Hung:</p> <hr/> <hr/> <hr/> <hr/> <hr/> <hr/> <hr/> <hr/> <hr/> <hr/>	<p>Lace Dolly is a/an noun verb adverb adjective</p> <p>Definition of Lace Dolly:</p> <hr/> <hr/> <hr/> <hr/> <hr/> <hr/> <hr/> <hr/> <hr/> <hr/>
<p>Heads together looks like this:</p> <hr/> <hr/> <hr/> <hr/> <hr/> <hr/> <hr/> <hr/> <hr/> <hr/>	<p>Hung looks like this:</p> <hr/> <hr/> <hr/> <hr/> <hr/> <hr/> <hr/> <hr/> <hr/> <hr/>	<p>Lace Dolly looks like this:</p> <hr/> <hr/> <hr/> <hr/> <hr/> <hr/> <hr/> <hr/> <hr/> <hr/>
<p>Heads together reminds me of:</p> <hr/> <hr/> <hr/> <hr/> <hr/> <hr/> <hr/> <hr/> <hr/> <hr/>	<p>Hung reminds me of:</p> <hr/> <hr/> <hr/> <hr/> <hr/> <hr/> <hr/> <hr/> <hr/> <hr/>	<p>Lace Dolly reminds me of:</p> <hr/> <hr/> <hr/> <hr/> <hr/> <hr/> <hr/> <hr/> <hr/> <hr/>
<p>I saw this word in</p> <hr/> <hr/> <hr/> <hr/> <hr/> <hr/> <hr/> <hr/> <hr/> <hr/>	<p>I saw this word in</p> <hr/> <hr/> <hr/> <hr/> <hr/> <hr/> <hr/> <hr/> <hr/> <hr/>	<p>I saw this word in</p> <hr/> <hr/> <hr/> <hr/> <hr/> <hr/> <hr/> <hr/> <hr/> <hr/>

Step by Step Directions:

- Read the story.
- Find on the side line.
- Complete the Vocabulary Card
- Cut out the card
- Put the cards in your notebook.
- Write the vocabulary word on the front of the card
- Write the definition on the back of the card
- Use the cards to play a game.


Interactive Vocabulary Notebook Cards | ©BookPages.com

Interactive Vocabulary Notebook Cards

Vocabulary Connections


The Biggest Valentine Ever

By Steven Kroll



A new word that I learned in the book is:

It means.....



Name: _____

The Biggest Valentine Ever
By Steven Kroll

Step by Step Directions
1. Read the book and fill in the 1. vocabulary word.
2. Read the vocabulary card to your classmate or use it as a flashcard.

Interactive Vocabulary Notebook Personalized Vocabulary Builder Card | 80sofpagez.com

Personalized Vocabulary Bookmark

Word Games


with Words from **The Biggest Valentine Ever**

Directions: Help Clayton and Desmond fix their sentences! Use the Word Bank to fill in the blanks.


owful pasted lopsided delight mischevous

- Clayton _____ the paper to the card.
- The card was leaning to one side. It looked _____.
- Desmond felt _____ when the valentine ripped.
- The mice were being _____ when they hid the glitter.
- It gave the mice great _____ to see their big heart.


Directions: Look at the pictures of the mice. If the mouse is being **mischevous** (playfully naughty), color it red. If the mouse is being helpful, color it blue.



A mouse hiding a piece of candy behind his back with a grin.



A mouse holding a glue stick for a friend.



A mouse cutting up paper into tiny bits just for fun.

©BookPages.com

Answer Key


Biggest Valentine Ever

Directions: Help Clayton and Desmond fix their sentences! Use the Word Bank to fill in the blanks.


delight mischevous

- _____ the paper to the card.
- It looked **lopsided**.
- _____ when the valentine ripped.
- _____ when they hid the glitter.
- _____ to see their big heart.

Directions: Look at the pictures of the mice. If the mouse is being **mischevous** (playfully naughty), color it red. If the mouse is being helpful, color it blue.



blue



red

©BookPages.com

Word Games and Answer Key

[illegible]

Vocabulary Word Extension Activities