

# Word Work Lesson Plan and Activities

Instructional Focus Based on the Words in the Book

**Word Work**

**The Bear Ate Your Sandwich**  
By: Julia Sarcone-Roach  
Grade Level: 2 / Guided Reading Level: L

**Instructional Focus:**  
Vowel Team (ee)

**Background:**  
The vowel team ee is found in the middle or end of a word. This vowel team makes the long /e/ sound.

**Examples:**

bee	green	see	seed
fee	tree	three	deep
jeep	peep		
sheep	week		
feet	knee		

**Materials and Preparation:**

- A Copy of **The Bear Ate Your Sandwich**
- Vowel Team ee of
- Scissors
- Markers
- Tape
- Clip boards (1 per student)
- Pencil (1 per student)
- Picture Cards (cut)
- Recording Sheet (1 per student)
- EE Words Question and Answer
- Optional - Word Detective

**Word Work**






**The Bear Ate Your Sandwich**  
By: Julia Sarcone-Roach  
Grade Level: 2 / Guided Reading Level: L

**Step 1: Introduce the Focus of Word Work**

**Introduce Vowel Team (ee)**

- Introduce words with the vowel team ee by explaining the sound when two e's are next to each other they say the long /e/ sound.
- Direct student attention to the chart. Have students chorally read the ee words on the chart.
- Next, have students turn and talk to pick the picture that matches the word.
- Have one student come up and draw a line from the picture to the word it matches on the anchor chart.
- Repeat the turn and talk and matching process for the remaining words.

**Sample Anchor Chart**

bee	
wheel	
sleep	
knee	
feet	

**Step 2: Connect Word Work to Reading**

**Vowel Team (ee) in the Text**

- Tell students that the book, **The Bear Ate Your Sandwich**, has a lot of examples of words with the vowel team ee to find. When they hear or see a word, have students pretend like they are eating a sandwich. Remind students to be respectful when pretending to eat a sandwich and to do it silently.
- Read page 5 of **The Bear Ate Your Sandwich**. Stop at the word "bees" during your reading and demonstrate pretending to eat your sandwich. Have students model eating their sandwich for "bees" as well.
- Begin reading the book from the first page. Read **The Bear Ate Your Sandwich**. Encourage students to silently "eat their sandwich" when they see or hear a word with the vowel team ee.
- At the end of the book, have students share some of the ee words they heard.

**Examples of Vowel Team ee Found in the Text:**

- trees
- feet
- green
- street
- see
- breeze
- bees
- asleep
- seen

Word Work Lesson Plan | ©BookPagez.com

Step by Step Lesson Plan

List of words in the book that match the instructional focus

**Word Work**

**The Bear Ate Your Sandwich**  
By: Julia Sarcone-Roach  
Grade Level: 2 / Guided Reading Level: L

**Step 3: Guided Word Work Practice**

**Interactive Exploration**

- Note: Before introducing the **EE Word Hunt Activity**, cut out and hang the picture cards around the room.
- Pass out the **EE Word Hunt Recording Sheet** to students.
- Tell students that there are pictures of ee words hidden around the room.
- Instruct students to go around the room and look for the picture cards. When they find one, they will write the word down for the picture on their recording sheet. They will write the word in the number square that matches the number on the card. (Students do not need to find the pictures in order.)
- Repeat until all picture cards are found.

**Step 4: Independent Word Work Practice**

**Practice Page**

- Distribute copies of the **EE Words Question and Answer** practice page.
- Direct students to read the questions and then choose a word from the Word Bank to answer the question.
- Write the word on the line next to each question.
- Repeat until all of the questions are answered.

**Step 5: Reconnect and Reflect on Word Work**

**Group Discussion**

- Bring the students back together.
- Ask students to explain what they learned about words based on the work they completed.
- Invite students to turn and talk with a partner about their Word Work.
- Invite 2-3 students to share what they learned with the group.

**Step 6: Extend Word Work (optional)**

**Extension Activity**

- Ask students to be on the lookout for **vowel team (ee)** in their own reading. Tell them to write their words on a sticky note and add them to the anchor chart. (Review the added sticky notes with the class later in the day or before moving on to the next Word Work lesson.)
- Alternatively, students can keep track of the words using the **Word Detective** worksheet.




















Word Work Lesson Plan | ©BookPagez.com

Interactive Activities

Independent Practice Page

**EE Word Hunt Picture Cards**  
Interactive Activity

Directions: Cut these out and place them all around the classroom.

1. 	2. 	3. 	4. 
5. 	6. 	7. 	8. 
9. 	10. 	11. 	12. 
13. 	14. 	15. 	16. 
17. 	18. 	19. <b>3</b>	20. 

Directions: Write the word in the correct box.

1.	2.	3.	4.
5.	6.	7.	8.
9.	10.	11.	12.
13.	14.	15.	16.

Guided Word Work Practice | ©BookPagez.com

Extension Activity

**Word Detective: Vowel Teams (ee)**  
Extension Activity

Directions: Be a word detective! Be on the lookout for **vowel team (ee)** while you read. Write the word that you find along with the title of the book where you found the word, the page, and the sentence with the word or phrase.

Word	Book Title	Page	Sentence

Name: \_\_\_\_\_ Word Work Extension Activity | ©BookPagez.com

**EE Words Question and Answer**  
Word Work Practice Page

Directions: Read the question. Use the ee words in the word bank to answer the question. Write the answer on the blank line.

tree	beep	knee
deep	bee	cheek
sleep	breeze	street

- Where do people drive their cars? \_\_\_\_\_
- What do people do when they go to bed at night? \_\_\_\_\_
- What word is used when the wind blows outside? \_\_\_\_\_
- What is yellow and black and buzzes around? \_\_\_\_\_
- What body part do people use to kneel? \_\_\_\_\_
- What grows up from the ground and provides shade? \_\_\_\_\_
- What noise do car horns make? \_\_\_\_\_
- Where on their face do women put blush makeup? \_\_\_\_\_
- When someone can't touch the swimming pool floor, he or she is in what end? \_\_\_\_\_

Name: \_\_\_\_\_ Independent Word Work Practice | ©BookPagez.com