

Word Work Lesson Plan and Activities

Instructional Focus Based on the Words in the Book

Sneezy the Snowman
By: Maureen Wright
Grade Level: 2 / Guided Reading Level: L

Word Work

Instructional Focus:
R-Controlled Syllable

Background:
When a syllable has a single vowel followed by the letter "r", it is called an r-controlled syllable. The letter "r" is so strong that it changes the vowel sound and it is no longer short.

Examples:

acorn	after	bird	birthday
car			
finger			
hammer			
nerve			
shark			
storm			

Materials and Preparation:

- A Copy of
- Chart Paper
- Colored Markers
- Sticky Note
- Pencils
- Scissors
- Caller Cards
- Player Sheet
- R-Controlled Syllable
- Optional--

Step 1: Introduce the Focus of Word Work

Introduce R-Controlled Syllable

- Write the following words at the top of a piece of chart paper: acorn, dirt, farm, paper, surf.
- Point to each word as you read them aloud. Ask learners to notice anything about the sounds of the words. Read the words again with learners. Confirm that all words make a strong "r" sound.
- Explain that when a syllable has a single vowel followed by the letter "r", it is called an r-controlled syllable. The letter "r" is so strong that it changes the vowel sound and it is no longer short.
- Say, "Let's work with some examples to see how the letter 'r' changes the vowel sound."
- Write the heading "R-Controlled Syllables".
- Write "after" under the heading. Invite learners to read the word and clap out the syllables with you. Draw a vertical line between the "a" and the "r" to divide the syllables (after).
- Underline "er".
- Say, "Notice how the letter 'e' is the single vowel in this syllable. It is followed by the letter 'r'. The letter 'r' is so strong, it changes the way the vowel sounds. Let's read the word together. Do you hear how strong the 'r' sound is? It takes over the sound of the vowel 'e'."
- Follow the previous steps and work with the following r-controlled syllables: bird, birthday, car, garlic and ladder.

Step 2: Connect Word Work to Reading

R-Controlled Syllable in the Text

- Prepare for the lesson by copying the "R-Controlled Syllable" list. Cut out one list for each learner.
- Pass out the lists with pencils. Explain that the words have r-controlled syllables. Each word appears in the story *Sneezy the Snowman* by Maureen Wright.
- Explain that as you read the story aloud, their job is to listen for the listed words. When they hear a word, they should raise their hand. At that point you will stop reading. Learners will work with the word as a group. First, they will clap out the syllables. Then they will point out the r-controlled syllable. Finally, they will circle the r-controlled vowel along with the adjacent letter "r".
- Model with the root word "shiver" on page 1.

List of words in the text that are examples of R-Controlled Syllable:

- colorful
- scarf
- swirl
- orange
- shiver
- warm
- perfect
- surprise
- warmth

Word Work Lesson Plan | @BookPagez.com

Step by Step Lesson Plan

Optional Activity to Extend Engagement

List of words in the book that match the instructional focus

Sneezy the Snowman
By: Maureen Wright
Grade Level: 2 / Guided Reading Level: L

Word Work

Step 3: Guided Word Work Practice

Interactive Exploration

- Prepare for the game by assigning one person to be the caller. Use scissors to cut out the **Caller Cards**. Place them upside down in a pile in front of the caller.
- Distribute a **Player Sheet** to the players. Instruct players to choose nine words from the Word Bank. Write the nine words on the "Game Mat"; one word per box.
- Start the game by telling the caller to choose a card from their deck. The caller reads the word. If the word is on a player's Game Mat, the player will cross off the word. Continue this procedure until all of the words on a player's Game Mat are crossed off. The first player to cross off all nine words wins the game.

Step 4: Independent Word Work Practice

Practice Page

- Copy one **R-Controlled Word Match** for each learner.
- Begin by reading the words in the column.
- Draw a line from a word to a matching image.
- Monitor students as they work.

Step 5: Reconnect and Reflect on Word Work

Group Discussion

- Bring the students back together.
- Ask students to explain what they learned about words based on the work they completed.
- Invite students to turn and talk with a partner about their word work.
- Invite 2-3 students to share what they learned with the group.

Step 6: Extend Word Work (optional)

Extension Activity

- Ask students to be on the lookout for r-controlled syllable in their own reading. Tell them to write their words on a sticky note and add them to the anchor chart (review the added sticky notes with the class later in the day or before moving on to the next word work lesson).
- Alternatively, students can keep track of the words using the **Word Detective worksheet**.

Word Work Lesson Plan | @BookPagez.com

Interactive Activity

Player Sheet
Interactive Activity

Directions:
Fill in the Game Mat with nine words from the Word Bank. Cross off words on your Game Mat that the Caller reads. The winner is the first player to cross off all nine boxes.

Game Mat

Word Bank

acorn	after	bird	birthday
car	carpet	dirt	farm
finger	forget	garlic	germ
hammer	jar	ladder	mother
nerve	paper	person	popcorn
shark	shirt	slurp	spider
storm	surf	tiger	turkey

Guided Word Work Practice | @BookPagez.com

Independent Practice Page

Extension Activity

Word Detective: R-Controlled Syllable
Extension Activity

















Directions:
Be a word detective!
Be on the lookout for r-controlled syllable while you read. Write the word that you find along with the title of the book where you found the word, the page, and the sentence with the word or phrase.

Word	Book Title	Page	Sentence

Name: _____ Independent Word Work Practice | @BookPagez.com

R-Controlled Word Match
Word Work Practice Page

Directions: Read the words in the middle column. Draw a line from a word to a matching image.

	birthday	
	turkey	
	spider	
	barn	
	tiger	
	car	
	shark	
	fingers	
	bird	
	shirt	

Name: _____ Independent Word Work Practice | @BookPagez.com