Vocabulary Connections Resources

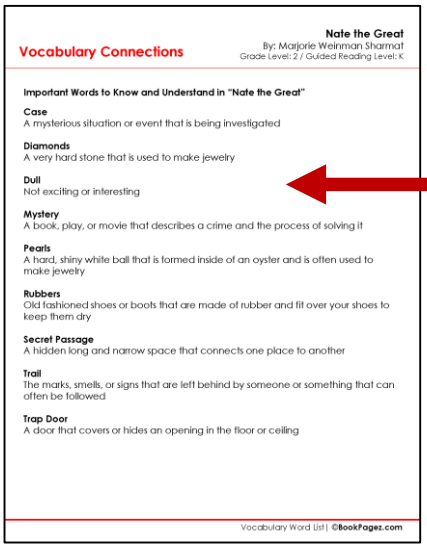

Vocabulary Connections

Nate the Great
By: Marjorie Weinman Sharmat
Grade Level: 2 / Guided Reading Level: K

Important Words to Know and Understand in "Nate the Great"

Case
A mysterious situation or event that is being investigated

Diamonds
A very hard stone that is used to make jewelry

Dull
Not exciting or interesting

Mystery
A book, play, or movie that describes a crime and the process of solving it

Pearls
A hard, shiny white ball that is formed inside of an oyster and is often used to make jewelry

Rubbers
Old fashioned shoes or boots that are made of rubber and fit over your shoes to keep them dry

Secret Passage
A hidden long and narrow space that connects one place to another

Trail
The marks, smells, or signs that are left behind by someone or something that can often be followed

Trap Door
A door that covers or hides an opening in the floor or ceiling

Vocabulary Word List | ©BookPagez.com

Important Words to Know and Understand in Nate the Great Word List



Vocabulary Connections

Nate the Great
By: Marjorie Weinman Sharmat
Grade Level: 2 / Guided Reading Level: K

Case	Diamonds	Dull

Mystery	Pearls	Rubbers

Step by Step Directions: 1. Cut on the Dotted Line. 2. Fold on the Solid Line. 3. Glue, Tape or Staple the Top of Each Card to Close.

Picture Vocabulary Sorting Cards | ©BookPagez.com

Word and Picture Sorting Cards

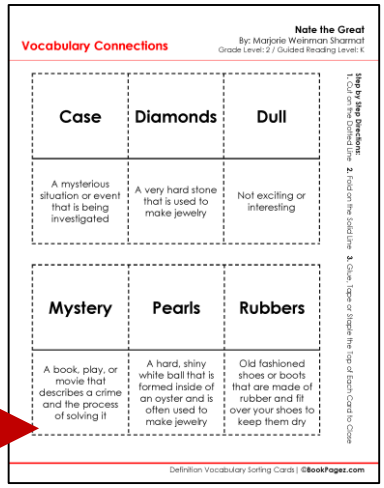

Vocabulary Connections

Nate the Great
By: Marjorie Weinman Sharmat
Grade Level: 2 / Guided Reading Level: K

Case	Diamonds	Dull
A mysterious situation or event that is being investigated	A very hard stone that is used to make jewelry	Not exciting or interesting

Mystery	Pearls	Rubbers
A book, play, or movie that describes a crime and the process of solving it	A hard, shiny white ball that is formed inside of an oyster and is often used to make jewelry	Old fashioned shoes or boots that are made of rubber and fit over your shoes to keep them dry

Step by Step Directions: 1. Cut on the Dotted Line. 2. Fold on the Solid Line. 3. Glue, Tape or Staple the Top of Each Card to Close.

Definition Vocabulary Sorting Cards | ©BookPagez.com

Word and Definition Sorting Cards



Vocabulary Connections

Nate the Great
By: Marjorie Weinman Sharmat
Grade Level: 2 / Guided Reading Level: K

Case is a/an noun verb adverb adjective Definition of Case:	Diamonds are a/an noun verb adverb adjective Definition of Diamonds:	Dull is a/an noun verb adverb adjective Definition of Dull:
Case looks like this:	Diamonds look like this:	Dull looks like this:
Case reminds me of:	Diamonds remind me of:	Dull reminds me of:
I saw this word in	I saw this word in	I saw this word in

Step by Step Directions: 1. Cut on the Dotted Line. 2. Fold on the Solid Line. 3. Complete the Vocabulary Card. 4. Glue the Back of the Bottom Flap into Your Notebook. 5. Write the Vocabulary Word on the Front of the Top Flap.

Interactive Vocabulary Notebook Cards | ©BookPagez.com

Interactive Vocabulary Notebook Cards

Interactive Vocabulary Notebook Cards

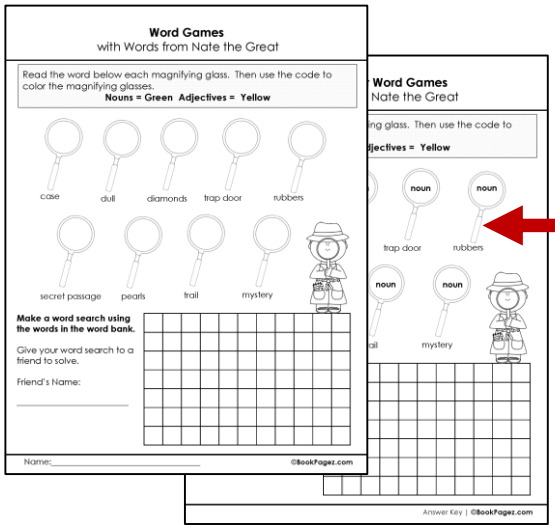

Word Games
with Words from Nate the Great

Read the word below each magnifying glass. Then use the code to color the magnifying glasses.
Nouns = Green Adjectives = Yellow

case, dull, diamonds, trap door, rubbers, secret passage, pearls, trail, mystery

Make a word search using the words in the word bank.

Give your word search to a friend to solve.

Friend's Name:

Name:

©BookPagez.com

Word Games
Nate the Great

ing glass. Then use the code to
djectives = Yellow

noun, noun, trap door, rubbers, noun, noun, mystery

Answer Key | ©BookPagez.com

Word Games and Answer Key



Vocabulary Connections

Nate the Great
By: Marjorie Weinman Sharmat
Grade Level: 2 / Guided Reading Level: K

Nate the Great
By Marjorie Weinman Sharmat

A new word that I learned in this book is:
"_____"
I will use it
_____
I will know it

Name:

Step by Step Directions: 1. Cut on the Dotted Line. 2. Fold on the Solid Line. 3. Complete the Vocabulary Card. 4. Add Your Vocabulary Card to Your Notebook or Use As A Bookmark.

Interactive Vocabulary Notebook Personalized Vocabulary Builder Card | ©BookPagez.com

Personalized Vocabulary Bookmark

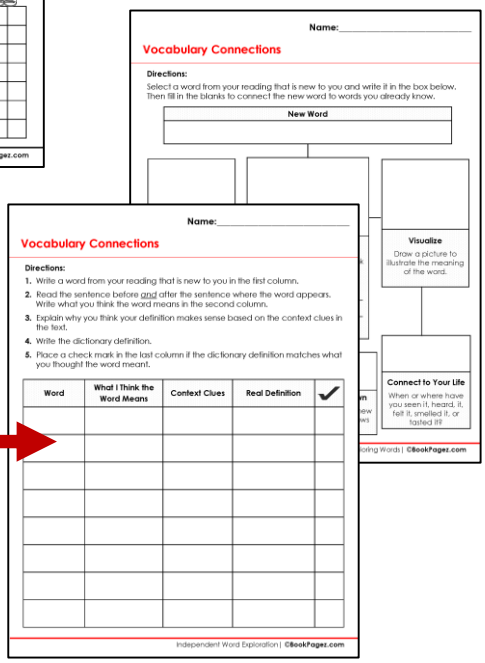

Name:

Vocabulary Connections

Directions:
Select a word from your reading that is new to you and write it in the box below. Then fill in the blanks to connect the new word to words you already know.

New Word

Visualize
Draw a picture to illustrate the meaning of the word.

Connect to Your Life
When or where have you seen it, heard, it, felt it, smelled it, or tasted it?

Name:

Vocabulary Connections

Directions:
1. Write a word from your reading that is new to you in the first column.
2. Read the sentence before and after the sentence where the word appears. Write what you think the word means in the second column.
3. Explain why you think your definition makes sense based on the context clues in the text.
4. Write the dictionary definition.
5. Place a check mark in the last column if the dictionary definition matches what you thought the word meant.

Word	What I Think the Word Means	Context Clues	Real Definition	✓

Independent Word Exploration | ©BookPagez.com

Vocabulary Word Extension Activities