

# Word Work Lesson Plan and Activities

Instructional Focus Based on the Words in the Book

**Word Work**  
 Little Blue Truck  
 By: Alice Scherille  
 Grade Level: 1 / Guided Reading Level: H

**Instructional Focus:**  
 Onomatopoeia

**Background:**  
 Onomatopoeia is a word used to imitate a phonetic sound found in the natural world. It is often used to indicate the noise an animal might make. Onomatopoeias don't always follow conventional spelling rules.

**Examples:**

wow	
peep	

Step by Step Lesson Plan

**Word Work**  
 Little Blue Truck  
 By: Alice Scherille  
 Grade Level: 1 / Guided Reading Level: H

**Materials and Preparation:**

- A Copy of *Little Blue Truck*
- Chart Paper, black
- Collection of items (Word Practice)
- Onomatopoeia W
- Scissors & glue
- Optional - Word D
- Optional - 2 Colors

**Step 1: Introduce the Focus of Word Work**

**Introduce Onomatopoeia**

- Write the word, onomatopoeia, on the board.
- Have students say the word together a number of times.
- Tell the students that onomatopoeias are words that sound like the noise it makes.
- Write a couple of examples on chart paper or the board.
- Ask for volunteers to give some more examples of an onomatopoeia.

pow	bang	ibbit	bow-wow
woof	cock-a-doodle-do	caw	tick-tock
coo	achoo	ding-dong	choo-choo

**Step 2: Connect Word Work to Reading**

**Onomatopoeia in the Text**

- Read pages 3 and 4 of *Little Blue Truck* aloud to the students. Ask them to identify the onomatopoeia words on the page.
- Discuss how the author used color in the text to draw out attention to the onomatopoeia words.
- Tell the students that we are going to read the rest of the story and that you would like them to listen carefully for onomatopoeias while you read.
- Invite the students to raise their hands when they hear an onomatopoeia.
- Read *Little Blue Truck*.

**Examples of Onomatopoeias found in the text**

Beep	Maa
Croak	Neigh
Baa	Quack
Moo	Hork
Oink	Roam
Cluck	(Bump, Bump, Bump)
Peep	

**Extend Engagement**

- Select an onomatopoeia for each student.
- Write the word on two different colored index cards.
- Place one of the colored cards somewhere in the room, and have students find the matching card.
- Challenge the students to find 10 onomatopoeias.
- After the students have found their cards, go around the room allowing each student to say their word and tell what animal/object makes the sound.

Word Work Lesson Plan | ©BookPages.com

Optional Activity to Extend Engagement

List of words in the book that match the instructional focus

**Word Work**  
 Little Blue Truck  
 By: Alice Scherille  
 Grade Level: 1 / Guided Reading Level: H

**Step 3: Guided Word Work Practice**

**Interactive Exploration**

- Explain to the class that you are going to practice recognizing onomatopoeia sounds.
- Collect a set of sound-makers. Here are some examples:
  - bell
  - squeak toy
  - pencil sharpener
  - small balloon (to pop)
  - hand clappers
  - whistle
  - sand paper
- Ask the class to identify each object and the onomatopoeia sound that the object makes.
- Guide the students to suggest how to spell the word on the board.
- Remind students that the sounds do not always follow spelling rules.
  - Bell = ring, ring, or tinkle, tinkle
  - Squeak Toy = squeak or eek
  - Pencil Sharpener = whizz

**Step 4: Independent Word Work Practice**

**Practice Page**

- Give each student a copy of **Onomatopoeia Practice Page**.
- Direct students to cut out the onomatopoeia sounds at the bottom of the page.
- Allow students to glue the onomatopoeia above the correct picture.
- Circulate around the room to monitor student progress and to answer any questions.

**Step 5: Reconnect and Reflect on Word Work**

**Group Discussion**

- Bring the student's back together.
- Ask students to explain what they learned about words based on the work they completed.
- Invite students to turn and talk with a partner about their word work.
- Invite 2-3 students to share what they learned with the group.







Word Work Lesson Plan | ©BookPages.com

Interactive Activities

Independent Practice Page

**Onomatopoeia Word Work Practice Page**

**Directions:**  
 Each of the animals below make a sound. Choose the onomatopoeia that correctly matches each animal. Cut it out and glue it above the correct picture.

Croak     Peep     Oink  
 Baa     Moo     Maa

Name: \_\_\_\_\_ Independent Word Work Practice | ©BookPages.com

Extension Activity

**Word Detective: Onomatopoeia Extension Activity**

**Directions:**  
 Be a word detective!  
 Be on the lookout for **onomatopoeia** while you read. Write the word that you find along with the title of the book where you found the word, the page, and the sentence with the word or phrase.

Word	Book Title	Page	Sentence

Name: \_\_\_\_\_ Word Work Extension Activity | ©BookPages.com