Here's What You'll Get in the

Julius, the Baby of the World Super Pack

5 Comprehension Strategy Lesson Plans and Practice Pages

Making Connections Lesson Plan

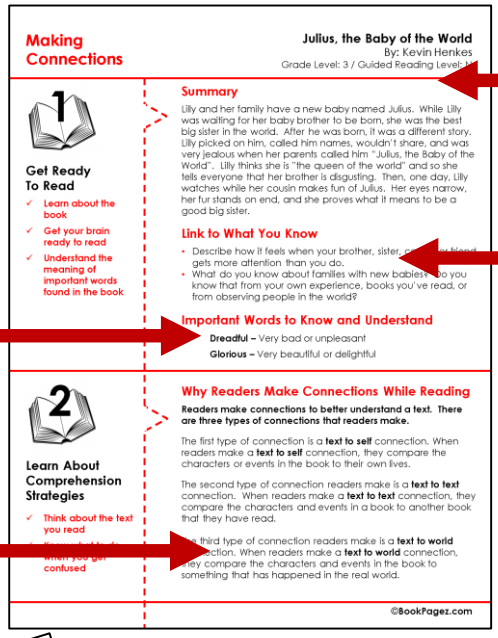

Guided Reading Level

Activate Prior Knowledge

Key Vocabulary

Explanation of Strategy

Making Connections Lesson Plan

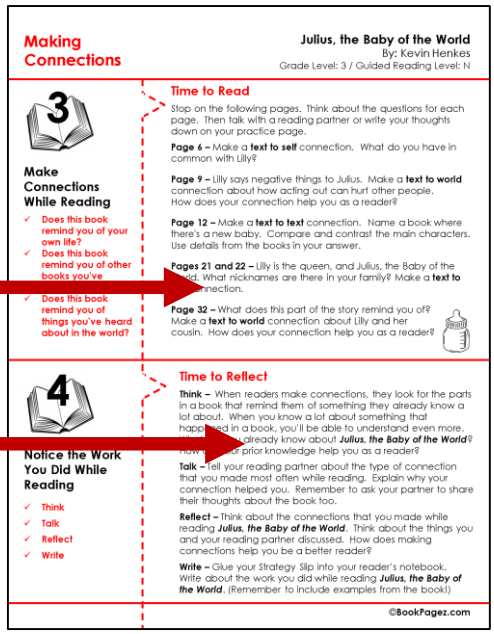

Page by Page Guide and Strategy Questions

Turn, Talk, and Reflect



Retelling & Summarizing



Making Inferences



Making Predictions



Determining Importance



Practice Pages and Answer Keys

Writing About Reading with Optional CCSS Alignment

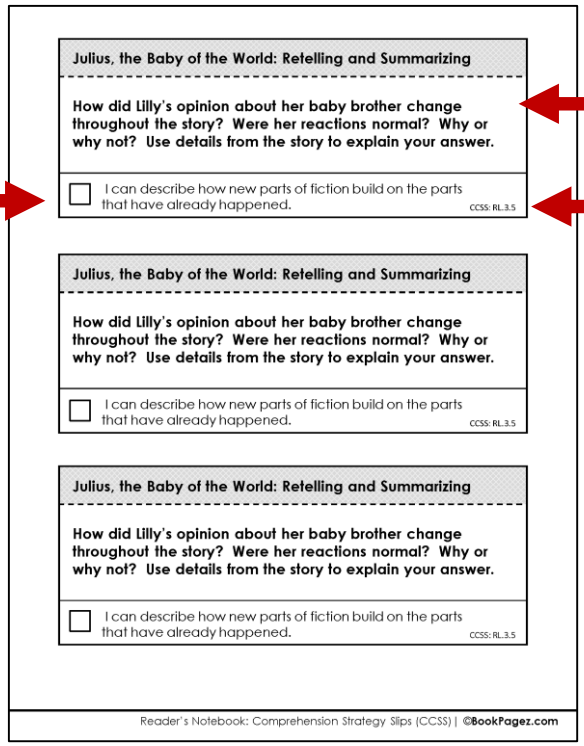

"I Can" Statement

Strategy and Text Based Reader's Response Prompt

Common Core State Standard

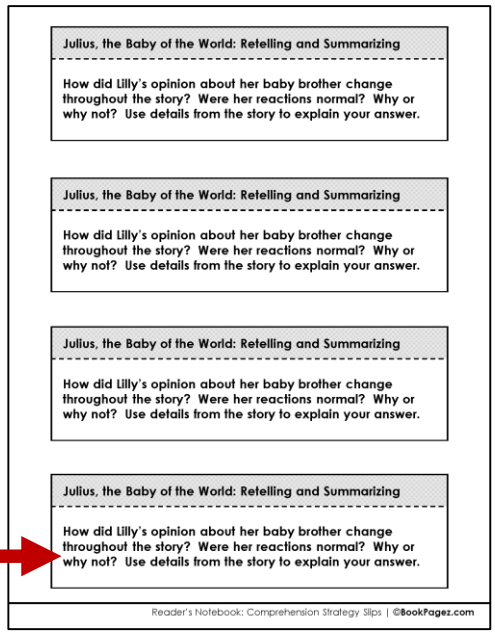

Common Core Free Option

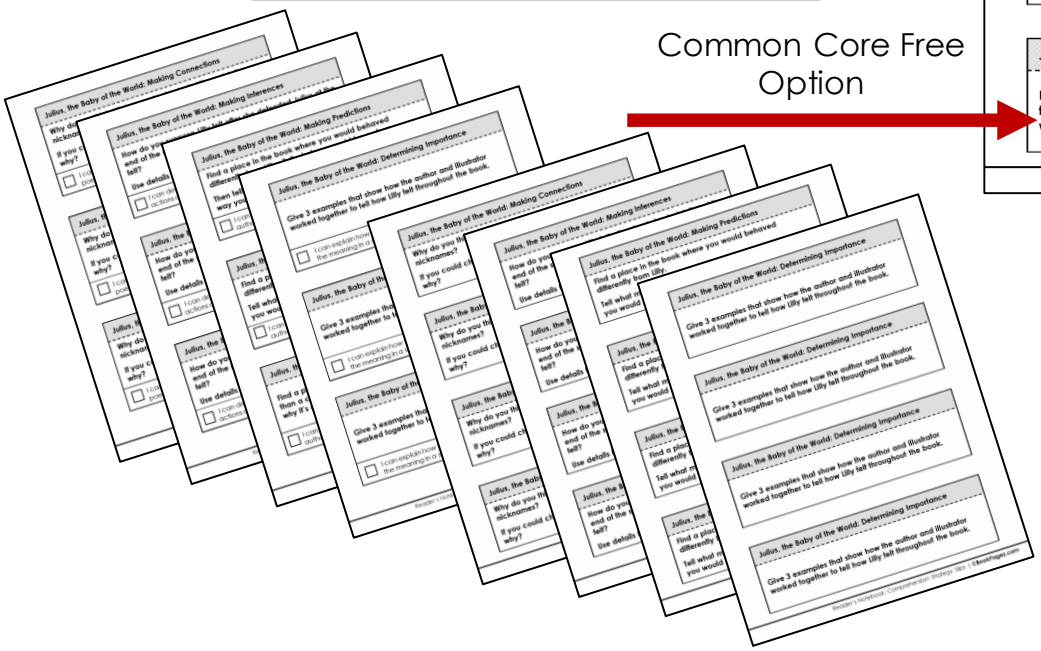

Reading Response Prompts for Each Comprehension Strategy Lesson Plan

5 Comprehension Strategy Graphic Organizers



Retelling & Summarizing



Making Connections



Making Inferences



Making Predictions



Determining Importance

Vocabulary Connections Resources

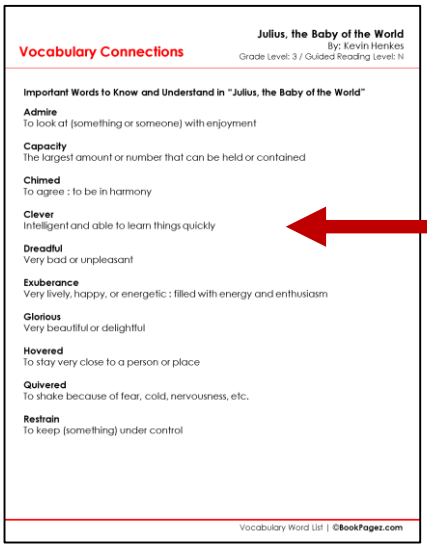

Vocabulary Connections

Julius, the Baby of the World
By: Kevin Henkes
Grade Level: 3 / Guided Reading Level: N

Important Words to Know and Understand in "Julius, the Baby of the World"

Admire
To look at (something or someone) with enjoyment

Capacity
The largest amount or number that can be held or contained

Chimed
To agree : to be in harmony

Clever
Intelligent and able to learn things quickly

Dreadful
Very bad or unpleasant

Exuberance
Very lively, happy, or energetic : filled with energy and enthusiasm

Glorious
Very beautiful or delightful

Hovered
To stay very close to a person or place

Quivered
To shake because of fear, cold, nervousness, etc.

Restrain
To keep (something) under control

Vocabulary Word List | ©BookPagez.com

Important Words to Know and Understand in Julius, the Baby of the World Word List

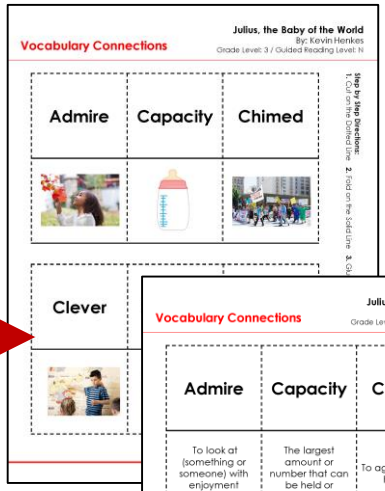

Vocabulary Connections

Julius, the Baby of the World
By: Kevin Henkes
Grade Level: 3 / Guided Reading Level: N

Admire	Capacity	Chimed

Clever	

Word and Picture Sorting Cards

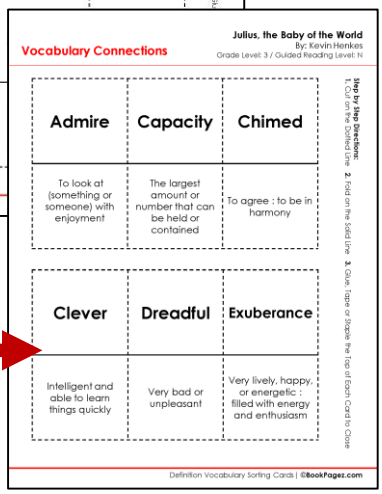

Vocabulary Connections

Julius, the Baby of the World
By: Kevin Henkes
Grade Level: 3 / Guided Reading Level: N

Admire	Capacity	Chimed
To look at (something or someone) with enjoyment	The largest amount or number that can be held or contained	To agree : to be in harmony
Clever	**Dreadful**	**Exuberance**
Intelligent and able to learn things quickly	Very bad or unpleasant	Very lively, happy, or energetic : filled with energy and enthusiasm

Step by Step Directions:
1. Cut on the Dotted Line. 2. Fold on the Solid Line. 3. Glue, Tape or Staple the Top of Each Card to Close.

Definition Vocabulary Sorting Cards | ©BookPagez.com

Word and Definition Sorting Cards



Vocabulary Connections

Julius, the Baby of the World
By: Kevin Henkes
Grade Level: 3 / Guided Reading Level: N

Clever is a/an noun verb adverb adjective	Dreadful is a/an noun verb adverb adjective	Exuberance is a/an noun verb adverb adjective
Definition of **Clever:**	Definition of **Dreadful:**	Definition of **Exuberance:**
Clever looks like this:	**Dreadful** looks like this:	**Exuberance** looks like this:
Clever reminds me of:	**Dreadful** reminds me of:	**Exuberance** reminds me of:
I saw this word in	**I saw this word in**	**I saw this word in**

Step by Step Directions:
1. Cut on the Dotted Line. 2. Fold on the Solid Line. 3. Complete the Vocabulary Card. 4. Glue the Back of the Bottom Flap into Your Notebook. 5. Write the Vocabulary Word on the Front of the Top Flap.

Interactive Vocabulary Notebook Cards | ©BookPagez.com

Interactive Vocabulary Notebook Cards

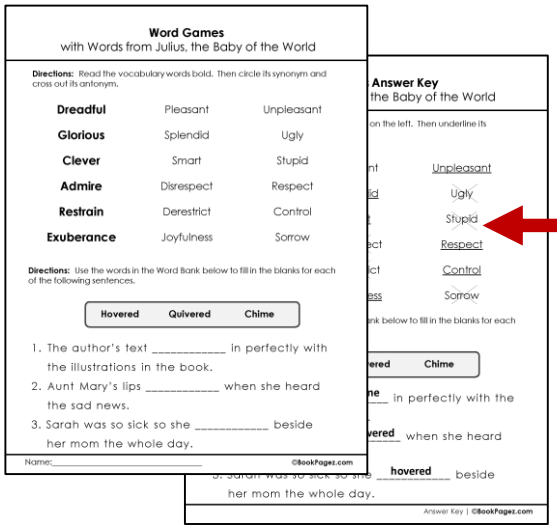

Word Games
with Words from Julius, the Baby of the World

Directions: Read the vocabulary words bold. Then circle its synonym and cross out its antonym.

Dreadful	Pleasant	Unpleasant
Glorious	Splendid	Ugly
Clever	Smart	Stupid
Admire	Disrespect	Respect
Restrain	Derestrict	Control
Exuberance	Joyfulness	Sorrow

Directions: Use the words in the Word Bank below to fill in the blanks for each of the following sentences.

Hovered **Quivered** **Chime**

1. The author's text _____ in perfectly with the illustrations in the book.
2. Aunt Mary's lips _____ when she heard the sad news.
3. Sarah was so sick so she _____ beside her mom the whole day.

Name:_____ ©BookPagez.com

Answer Key
the Baby of the World

on the left. Then underline its

nt	Unpleasant
id	Ugly
t	Stupid
ect	Respect
ict	Control
ess	Sorrow

nk below to fill in the blanks for each

ered Chime

ne in perfectly with the

vered when she heard

3. Sarah was so sick so she **hovered** beside her mom the whole day.

Answer Key | ©BookPagez.com

Word Games and Answer Key



Vocabulary Connections

Julius, the Baby of the World
By: Kevin Henkes
Grade Level: 3 / Guided Reading Level: N

Julius, the Baby of the World
By Kevin Henkes

A new word that I learned in this book is:

It's like...

It means...

Name:

Step by Step Directions:
1. Cut on the Dotted Line. 2. Fold on the Solid Line. 3. Complete the Vocabulary Card. 4. Add Your Vocabulary Card to Your Notebook or Use It As A Bookmark.

Interactive Vocabulary Notebook Personalized Vocabulary Builder Card | ©BookPagez.com

Personalized Vocabulary Bookmark

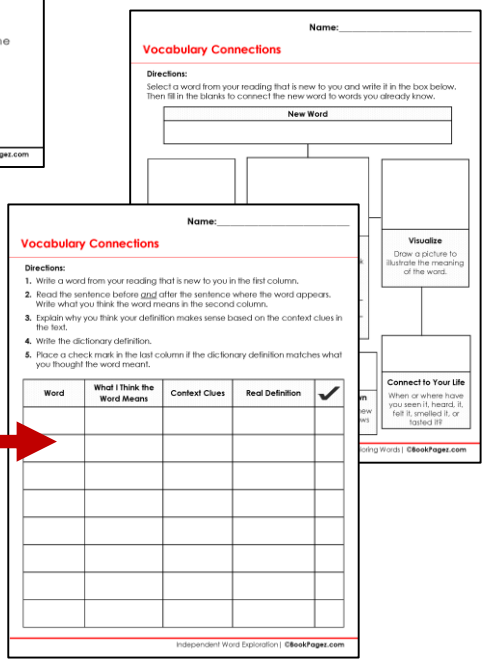

Name:_____

Vocabulary Connections

Directions:
Select a word from your reading that is new to you and write it in the box below. Then fill in the blanks to connect the new word to words you already know.

New Word

Visualize
Draw a picture to illustrate the meaning of the word.

Connect to Your Life
When or where have you seen it, heard, it, felt it, smelled it, or tasted it?

Name:_____

Vocabulary Connections

Directions:
1. Write a word from your reading that is new to you in the first column.
2. Read the sentence before and after the sentence where the word appears. Write what you think the word means in the second column.
3. Explain why you think your definition makes sense based on the context clues in the text.
4. Write the dictionary definition.
5. Place a check mark in the last column if the dictionary definition matches what you thought the word meant.

Word	What I Think the Word Means	Context Clues	Real Definition	✓

Independent Word Exploration | ©BookPagez.com

Vocabulary Word Extension Activities

Word Work Lesson Plan and Activities

Instructional Focus Based on the Words in the Book

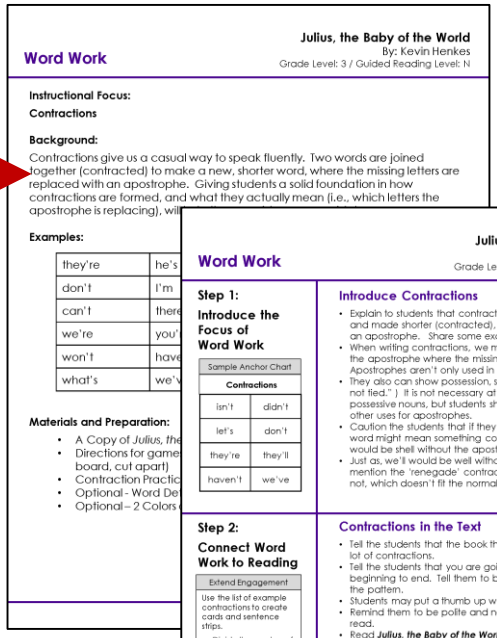

Word Work

Julius, the Baby of the World
By: Kevin Henkes
Grade Level: 3 / Guided Reading Level: N

Instructional Focus:
Contractions

Background:
Contractions give us a casual way to speak fluently. Two words are joined together (contracted) to make a new, shorter word, where the missing letters are replaced with an apostrophe. Giving students a solid foundation in how contractions are formed, and what they actually mean (i.e., which letters the apostrophe is replacing), will

Examples:

they're	he's
don't	I'm
can't	there
we're	you'
won't	have
what's	we'

Materials and Preparation:
- A Copy of *Julius, the*
- Directions for game board, cut apart)
- Contraction Practic
- Optional - Word De
- Optional – 2 Colors

Step by Step Lesson Plan

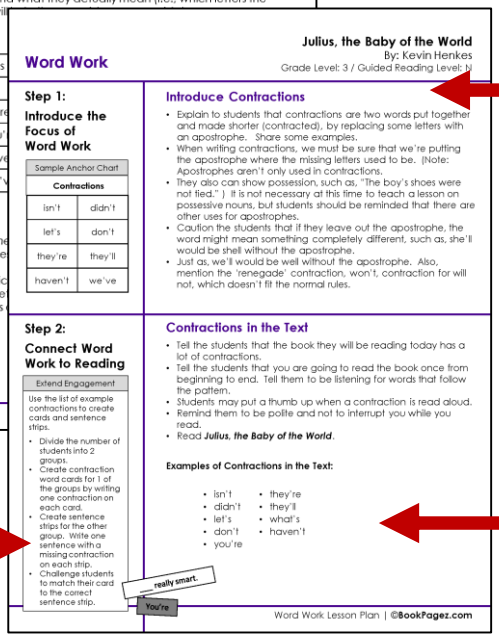

Word Work

Julius, the Baby of the World
By: Kevin Henkes
Grade Level: 3 / Guided Reading Level: N

Step 1:
Introduce the Focus of Word Work

Sample Anchor Chart

Contractions	
isn't	didn't
let's	don't
they're	they'll
haven't	we've

Introduce Contractions
- Explain to students that contractions are two words put together and made shorter (contracted), by replacing some letters with an apostrophe. Share some examples.
- When writing contractions, we must be sure that we're putting the apostrophe where the missing letters used to be. (Note: Apostrophes aren't only used in contractions.
- They also can show possession, such as, "The boy's shoes were not tied.") It is not necessary at this time to teach a lesson on possessive nouns, but students should be reminded that there are other uses for apostrophes.
- Caution the students that if they leave out the apostrophe, the word might mean something completely different, such as, she'll would be shell without the apostrophe.
- Just as, we'll would be well without the apostrophe. Also, mention the 'renegade' contraction, won't, contraction for will not, which doesn't fit the normal rules.

Step 2:
Connect Word Work to Reading

Extend Engagement

Use the list of example contractions to create cards and sentence strips.
- Divide the number of students into 2 groups.
- Create contraction word cards for 1 of the groups by writing one contraction on each card.
- Create sentence strips for the other group. Write one sentence with a missing contraction on each strip.
- Challenge students to match their card to the correct sentence strip.

Contractions in the Text
- Tell the students that the book they will be reading today has a lot of contractions.
- Tell the students that you are going to read the book once from beginning to end. Tell them to be listening for words that follow the pattern.
- Students may put a thumb up when a contraction is read aloud.
- Remind them to be polite and not to interrupt you while you read.
- Read ***Julius, the Baby of the World***.

Examples of Contractions in the Text:

- isn't
- didn't
- let's
- don't
- you're
- they're
- they'll
- what's
- haven't

___ really smart.
You're

Word Work Lesson Plan | ©BookPagez.com

Optional Activity to Extend Engagement

List of words in the book that match the instructional focus

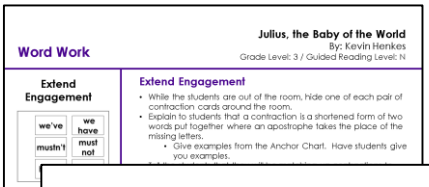

Word Work

Julius, the Baby of the World
By: Kevin Henkes
Grade Level: 3 / Guided Reading Level: N

Extend Engagement

we've	we have
mustn't	must not

Extend Engagement
- While the students are out of the room, hide one of each pair of contraction cards around the room.
- Explain to students that a contraction is a shortened form of two words put together where an apostrophe takes the place of the missing letters.
  - Give examples from the Anchor Chart. Have students give you examples.

Interactive Activities

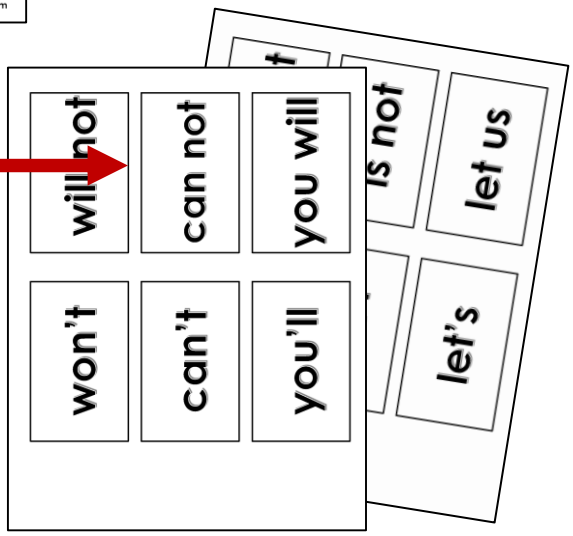



Word Work

Julius, the Baby of the World
By: Kevin Henkes
Grade Level: 3 / Guided Reading Level: N

Step 3:
Guided Word Work Practice

Interactive Exploration
- Have students fold a sheet of lined paper down the middle or draw a line down the middle.
- Have students go through the text and write the contractions found down the left half of the paper. There are nine different contractions.
- On the right side of the paper have students write the two words that make up each contraction.
- Monitor the students as they write.
- Share results as a class.

Step 4:
Independent Word Work Practice

Practice Page
- Give each student a copy of **Contraction Action Word Work**.
- Read the directions with the class.
- Tell the students to complete the practice page.
- Monitor students while they work.

Step 5:
Reconnect and Reflect on Word Work

Group Discussion
- Bring the students back together.
- Ask students to explain what they learned about words based on the work they completed.
- Invite students to turn and talk with a partner about their word work.
- Invite 2-3 students to share what they learned with the group.

Step 6:
Extend Word Work (optional)

Extension Activity
- Ask students to be on the lookout **for contractions** in their own reading. Tell them to write their words on a sticky note and add them to the anchor chart (review the added sticky notes with the class later in the day or before moving on to the next word work lesson).
- Alternatively, students can keep track of the words using the **Word Detective worksheet**.

Word Work Lesson Plan | ©BookPagez.com

Independent Practice Page



Contraction Action
Word Work Practice Page

Directions:
Use the Word Bank to find the contraction that matches the word pair in the list. Correctly write the contraction on the line next to its word pair.

1. can not _____
2. will not _____
3. they will _____
4. what is _____
5. have not _____
6. did not _____
7. is not _____
8. let us _____
9. you are _____
10. do not _____
11. I will _____
12. here is _____
13. we will _____
14. I am _____
15. we are _____

Word Bank
didn't
let's
don't
won't
can't
I'm
isn't
they'll
you're
what's
we're
haven't
here's
we'll
you're
I'll

Name:_____ Independent Word Work Practice | ©BookPagez.com

Extension Activity



Word Detective: Rhyming Words
Extension Activity

Directions:
Be a word detective!

Be on the lookout for **rhyming words** while you read. Write the word that you find along with the title of the book where you found the word, the page, and the sentence with the word or phrase.

Word	Book Title	Page	Sentence

Name:_____ Word Work Extension Activity | ©BookPagez.com

Bonus Activity and Running Record Assessment



Name: _____ Date: _____

Directions:
In this story, Lilly must sit in the uncooperative chair. While she's there, she makes different posters to tell her parents how she's feeling, or what she wants.

Now it's your turn to tell your family how you feel about them. Make a poster to hang on your bedroom door or by your bed to show your family how you feel about them. Remember to be nice. There are consequences for your actions (and words)!

Attention Family:

Signed:_____

Extension Activity | ©BookPagez.com

Bonus Extension Activity



Running Record

Title: Julius, the Baby of the World | Guided Reading Text Level: N | Word Count: 103

Name: _____ **Date:** _____
Accuracy Rate: (# of words correct/103 words) _____
Error Rate: (# of incorrect words/103 words) _____
Self-Correction Rate: (# of words self-corrected/103 words _____
Time: (in seconds) _____ **Words Per Minute: (100/seconds read x 60)** _____

Easy	Instructional	Hard
95 %- 100% Accuracy	90 %- 94% Accuracy	50 %- 89% Accuracy

E = Errors SC = Self-Correction M = Meaning
S = Structure/syntax V = Visual

Page		COUNT E	COUNT SC	INFORMATION USED E MSV	INFORMATION USED SC MSV
9	Lilly's parents were more than a bit doubtful about leaving the two of them alone together. Lilly tried to frighten Julius with her nifty disguises. She learned magic and tried to make him disappear. When that didn't work, she simply pretended that he didn't exist.				
10	Lilly spent more time than usual in the uncooperative chair.				
11	Lilly's parents showered her with hugs and kisses and treats of all shapes and sizes. They even let her stay up fifteen minutes later every night. It didn't matter. Nothing worked. "I am the queen," said Lilly. "And I hate Julius."				
12	But her parents loved him.				

Analysis and Comments:

Tested By: _____ ©BookPagez.com

Running Record Assessment

Complete Common Core Alignment



Comprehension Strategy Lesson Plan and Resource Common Core Alignment

Vocabulary Connections
Common Core Alignment

Word Work
Common Core Alignment