


## VOCABULARY CONNECTIONS RESOURCES




## Important Words to Know and Understand in If I Built a School Word List

<b>Vocabulary Connections</b>	<b>If I Built a School</b> By: Chris Van Dusen Grade Level: 2 / Guided Reading Level: M
<b>Important Words to Know and Understand in <i>If I Built a School</i></b>	
<b>Astound</b>	
To surprise or amaze someone	
<b>Frankly</b>	
In a way that is honest and says exactly what you think	
<b>Genetically</b>	
Having to do with genes, which are tiny parts of our body	
<b>Genetically</b>	
Having to do with genes, which are tiny parts of our body	
<b>Impeccably</b>	
Perfectly, with no mistakes	
<b>Modified</b>	
Changed in some way	
<b>Perimeter</b>	
The distance around the outside of a shape or area	
<b>Pitifully</b>	
In a way that makes someone feel sad or sorry for someone or something	
<b>Retract</b>	
To pull something back	
<b>Stylus</b>	
A special pen used to write or draw on a screen	
<b>Tote</b>	
To carry something	




## Vocabulary Connections

**If I Built a School**  
 By: Chris Van Dusen  
 Grade Level: 2 / Guided Reading Level: M

1. Read the book.  
 2. Sort the cards by the following:  
 a. Color, figure or shape the top of each card to create a picture.

Astound	Frankly	Genetically
		

Impeccably	Modified	Perimeter
		

Picture Vocabulary Sorting Cards | ©BookPage.com

## Word and Picture Sorting Cards

## Vocabulary Connections

**If I Built a School**  
 By: Chris Van Dusen  
 Grade Level: 2 / Guided Reading Level: M

**Step by Step Directions:**

1. Cut on the dotted line
2. Fold on the solid line
3. Glue, Tape or Staple the top of each Card to Cover

<p style="text-align: center; font-weight: bold; font-size: 1.2em;">Plitfully</p> <p style="margin-top: 50px;">In a way that makes someone feel sad or sorry for someone or something</p>	<p style="text-align: center; font-weight: bold; font-size: 1.2em;">Retract</p> <p style="margin-top: 50px;">To pull something back</p>	<p style="text-align: center; font-weight: bold; font-size: 1.2em;">Stylus</p> <p style="margin-top: 50px;">A special pen used to write or draw on a screen</p>
---	---	---





<p style="text-align: center; font-weight: bold; font-size: 1.2em;">Tote</p> <p style="margin-top: 50px;">To carry something</p>		
--	--	--

©BookPagez.com

## Word and Definition Sorting Cards

<h2 style="text-align: center;">Vocabulary Connections</h2> <p style="text-align: center;">By: Chris Van Duken Grade Level: 2 / Guided Reading Level: M</p>			<p><b>If I Built a School</b> By: Chris Van Duken Guided Reading Level: M</p>
<p><b>Asfound</b> is a/an noun verb adverb adjective</p> <p>Definition of <b>Asfound</b>:</p>	<p><b>Frankly</b> is a/an noun verb adverb adjective</p> <p>Definition of <b>Frankly</b>:</p>	<p><b>Genetically</b> is a/an noun verb adverb adjective</p> <p>Definition of <b>Genetically</b>:</p>	<p><b>If I Built a School</b> By: Chris Van Duken Guided Reading Level: M</p>
<p><b>Asfound</b> looks like this:</p>	<p><b>Frankly</b> looks like this:</p>	<p><b>Genetically</b> looks like this:</p>	<p><b>a/an</b> verb adjective noun of me:</p>
<p><b>Asfound</b> reminds me of:</p>	<p><b>Frankly</b> reminds me of:</p>	<p><b>Genetically</b> reminds me of:</p>	<p>looks like this:</p>
<p>I saw this word in</p>	<p>I saw this word in</p>	<p>I saw this word in</p>	<p>reminds of:</p>

Interactive Vocabulary Notebook Cards | [ck12.org](https://www.ck12.org/interactive-vocabulary-notebook-cards/)

<b>Word Games</b> with Words from <b>If I Built a School</b>	<b>Word Games</b> with Words from <b>If I Built a School</b>
<p><b>Circle the Correct Word!</b></p> <p><b>Directions:</b> Read the sentence and circle the correct vocabulary word.</p> <ol style="list-style-type: none"> <li>The magician's trick was meant to (astound, tote) the audience.</li> <li>She (retract, impeccably) wrote her name with neat handwriting.</li> <li>The butterfly looked (genetically, plifully) with its broken wing.</li> <li>The fence is built around the (perimeter, stylus) of the park.</li> <li>He spoke (frankly, genetically) about his feelings during class.</li> </ol> <p><b>Fill in the Blanks with Picture Clues!</b></p> <p><b>Directions:</b> Look at each clipart picture and use the word it shows to fill in the blank in the sentence.</p> <ol style="list-style-type: none"> <li>The playground around the  _____.</li> <li>I use a  _____ to write on the screen.</li> <li>I can _____ my books in a bag.</li> <li>The magic show will _____  me!</li> </ol> <p><b>Bonus Activity – Design Your Dream School!</b></p> <p>Flip over this page and use the back to draw the most amazing school you can imagine!</p> <p>Name: _____</p> <p style="text-align: right;">©BookPages.com</p>	<p><b>Word Games</b> <b>with Words from If I Built a School</b></p> <p>correct vocabulary word.</p> <p>(round) tote) the audience.</p> <p>name with neat handwriting.</p> <p>ully with its broken wing.</p> <p>er stylus) of the park.</p> <p>his feelings during class.</p> <p>se the word it shows to fill in the blank</p> <p>meter _____</p> <p>to write on the screen.</p> <p>a bag.</p> <p> me!</p> <p style="text-align: right;">©BookPages.com</p>

## Word Games and Answer Key


## Interactive Vocabulary Notebook Cards

## Vocabulary Connections

**If I Built a School**  
 By Chris Van Dusen  
 Grade Level: 2 / Guided Reading Level: M

**If I Built a School**

By Chris Van Dusen




A new word that I learned in this book is:

If I \_\_\_\_\_...

If I \_\_\_\_\_...

Name: \_\_\_\_\_



**Step 1: Read the book.** **Step 2:** Look up the bold word in the dictionary. **Step 3:** Copy the meaning of the bold word into the space provided.

**Step 4:** Use the word in a sentence. Write your sentence in the space provided.

## Vocabulary Connections

Name: \_\_\_\_\_

---

**Directions:**

Select a word from your reading that is new to you and write it in the box below. Then fill in the blanks to connect the new word to words you already know.

**New Word**

**Name:** \_\_\_\_\_

**Visualize**

Draw a picture to illustrate the meaning of the word.

**Connect to Your Life**

When or where have you seen it, heard it, felt it, smelled it, or tasted it?

**Directions:**

Read the definition of the word below. Then write the word in the first column, the word means in the second column, and your own definition makes sense based on the context clues in the last column if the dictionary definition matches what you read.

I Think the Means	Context Clues	Real Definition	

**Living Words** | [cbookpages.com](http://cbookpages.com)

© 2013 cbookpages.com

## Vocabulary Word Extension Activities

[illegible]

## Personalized Vocabulary Bookmark