

WORD WORK LESSON PLAN AND ACTIVITIES

Instructional Focus Based on the Words in the Book

Word Work

Fletcher and the Springtime Blossoms
By: Julia Rawlinson
Grade Level: 2 / Guided Reading Level: L

Instructional Focus:
2-Syllable Double Consonant Words

Background:
Some two-syllable words have double consonants when the same consonant is used in both syllables.
In these words, the double consonant is used in both syllables.
The double consonant makes one syllable and helps students know why.
This pattern is sometimes called the V-consonant-vowel.

Examples:

sum/mer	muf/flin
bob/bing	din/ner
sit/ting	yel/low

Materials and Preparation:

- A copy of Fletcher and the Springtime Blossoms
- Chart paper and markers
- Pencils
- Spinner (1 for each pair of students)
- Paper clip (1 for each pair of students)
- 2 woodland characters (for each pair of students)
- Springtime map (1 for each pair of students)
- 2-Syllable Double Consonant Words (1 for each pair of students)
- Optional: Word Detective Extension
- Optional: Double Consonant Words

Word Work

Fletcher and the Springtime Blossoms
By: Julia Rawlinson
Grade Level: 2 / Guided Reading Level: L

Step 2: Connect Word Work to Reading (continued)

2-Syllable Double Consonant Words in the Text

- Pause after reading and ask:
 - "What double consonant words did you hear?" (sniffing, spinning)
 - "Let's clap the syllables."
 - "Where should we split the word?" (sniff/ing, spin/ning)
- Add the words to the anchor chart.
- Tell students that you will now continue reading the rest of the story.
- Remind them to listen carefully and not interrupt while you read.
- Encourage them to notice how recognizing the double consonant helps them read the word more smoothly.
- Read Fletcher and the Springtime Blossoms.

Examples of 2-Syllable Double Consonant Words found in the text:

- bliss/soms
- bur/row
- spin/ning
- bob/bing
- sun/ny
- silly
- trill/led
- collaps/ed
- sum/mer
- flut/tered
- snug/gie
- dot/led
- snuff/led
- sniff/ing (exception to the rule- "sniff" is a base word)
- rab/bits
- roll/ing (exception to the rule- "roll" is a base word)
- hur/ried

Step 3: Guided Word Work Practice

Interactive Exploration

- Divide students into pairs.
- Provide each pair with a spinner, a paper clip, a pencil, two woodland characters, and a springtime map.
- Tell students that they will take turns moving two spaces for each turn.
- Tell students that to start a turn, one student must hop two spaces on the board. Then, they must spin the spinner to land on a double consonant.
- Their job is to write a 2-syllable word in the space that they landed in that matches the double consonant that they spun (e.g., if they spin "nn," they can write "dinn/ner").
- Tell students that they can look at the anchor chart from their earlier activity, as well as the Word Work Practice Page, to help them think of words (consider writing some additional words on the board to further support students. See the word list below for suggestions).

Word Work Lesson Plan | ©BookPagez.com

List of words in the book that match the instructional focus

Step by Step Lesson Plan

2 Syllable Double Consonant Words

Name: _____


Directions:
In the words below, put a slash between the double consonants to show the 2 syllables.

better	hopping	rubber	belly
tennis	puppy	dollar	snapping

Now, in the new word list below, use what you know about 2 syllable double consonant words to put a slash between the double consonants to show the 2 syllables and write in the missing consonant.

swim_ing	ta_ping	gi_gie	wri_er
ba_el	pe_per	jo_ly	fun_yr

Directions:
Look at the springtime scene below. Choose 3 actions, characters, or items to label. The labels must be 2 syllable double consonant words. Once you have made your three labels, make a slash between the double consonants in your words to show where the 2 syllable break is.



Independent Word Work Practice | ©BookPagez.com

2 Syllable Double Consonant Words


Directions:
In the words below, put a slash between the double consonants to show the 2 syllables.

hop/ping	rub/ber	bell/y
pup/py	dol/lar	snapp/ing

Now, use what you know about 2 syllable double consonant words to put a slash between the double consonants to show the 2 syllable break is.

tag/ping	gig/gie	wri/er
peg/per	jo/ly	fun/yr


Directions:
Look at the springtime scene below. Choose 3 actions, characters, or items to label. The labels must be 2 syllable double consonant words. Once you have made your three labels, make a slash between the double consonants in your words to show where the 2 syllable break is.



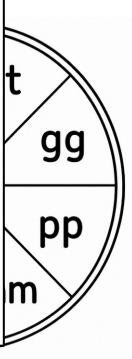
Independent Word Work Practice Answer Key | ©BookPagez.com

Independent Practice Page and Answer Key

Springtime Map



Spinner



Guided Word Work Practice | ©BookPagez.com

Interactive Activity

Double Consonant Word Hunt
Extend Engagement Activity

Directions:

- Explain to students that there are additional double consonant words in Fletcher and the Springtime Blossoms that have either 1 syllable or 3 syllables.
- Tell students that you will slowly reread the text, page by page. As you read, they should listen carefully and raise their hand when they hear or see a word with a double consonant that has 1 syllable or 3 syllables.
- Call on students to share the words they identify. As each word is shared, write it on the board. Once a student has contributed a correct example, they may move on to the next activity.
- To extend the learning, guide a brief discussion about patterns in the words collected. You might ask:
 - Where do we often see double consonants in 1-syllable words?
 - Why are some words that end in -ed still only 1 syllable?
 - How can we change some 3-syllable words into 2-syllable words (for example: happily → happy, carrying → carry, staggering → stagger, dizzy → dizzy)?
- Wrap up by reinforcing how noticing these patterns can help students read and spell longer words more accurately.

<p>1 syllable:</p> <ul style="list-style-type: none"> Full Bill Will Tell Passed Called He'll Falls Off Goes Popped All Rubbed Quilt 	<p>3 syllable:</p> <ul style="list-style-type: none"> Butterflies Happily Carrying Staggering Dizzy Happily Collapsed Blossomy
---	---

Teacher Directions | ©BookPagez.com

Optional Activity to Extend Engagement

Word Detective: 2-Syllable Double Consonant Words
Extension Activity

Directions:
Be a word detective!

Be on the lookout for 2-syllable double consonant words while you read. Write the word that you find, along with the title of the book where you found the word, the page, and the sentence with the word or phrase.

Word	Book Title	Page	Sentence

Name: _____ Word Work Extension Activity | ©BookPagez.com

Extension Activity