

Here's What You'll Get in the Five Busy Elves Super Pack

4 Comprehension Strategy Lesson Plans and Practice Pages

Making Connections Lesson Plan

Making Connections
By Patricia Hegarty
Grade Level: 1 / Guided Reading Level: 1

1
Get Ready To Read
✓ Learn about the book
✓ Get your brain ready to read

2
Learn About Comprehension Strategies
✓ Think about the text you read
✓ Know what to do when you get confused

Summary
It's the busiest day of the year for five of Santa's most helpful elves. Getting ready for Christmas Eve means the elves have to polish Santa's sleigh, sort Santa's mail, make toys, wrap presents, and much more! Even though the elves have a lot to do, they find time to have fun, eat cookies, and even play in the snow.

Link to What You Know
✓ How do you help your mom or dad get ready for a party?
✓ What holiday does Santa celebrate? How do you know?

Important Words to Know and Understand
Clatter – A set of short, loud, sounds

Why Readers Make Connections While Reading
Readers make connections to better understand a text. There are three types of connections that readers make.
The first type of connection is a **text to self** connection. When readers make a **text to self** connection, they compare the characters or events in the book to their own lives.
The second type of connection readers make is a **text to text** connection. When readers make a **text to text** connection, they compare the characters and events in a book to another book that they have read.
The third type of connection readers make is a **text to world** connection. When readers make a **text to world** connection, they compare the characters and events in the book to something that has happened in the real world.

©BookPagez.com

Guided Reading Level

Activate Prior Knowledge

Making Connections Lesson Plan

Making Connections
By Patricia Hegarty
Grade Level: 1 / Guided Reading Level: 1

3
Make Connections While Reading
✓ Does this book remind you of your own life?
✓ Does this book remind you of other books you've read?
✓ Does this book remind you of things you've heard about in the world?

Time to Read
Stop on the following pages. Think about the questions for each page. Then talk with a reading partner or write your thoughts down on your practice page.
Pages 1 and 2 – The elves are getting ready for Christmas, which is just one of the holidays celebrated in December. Make a **text-to-world** connection to tell about the other holidays celebrated in December.
Pages 3 and 4 – The elves are sorting letters to Santa. Make a **text-to-self** connection by telling about a time you wrote a letter to Santa. What did you write in your letter? How does your connection help you as a reader?
Pages 7 and 8 – Mrs. Claus is getting ready for Christmas by baking special Christmas cookies. Make a **text-to-self** connection by telling about the special food you make at Christmas time.
Pages 13 and 14 – This page shows the elves having fun. What are they doing? Does this page remind you of another book you've read? What book? Make a **text-to-text** connection by telling why this page remind you of the other book.
Pages 17 and 18 – These pages show the elves wrapping presents. What do you know about wrapping presents? Tell why your **text-to-self** connection helps you as a reader.

4
Notice the Work You Did While Reading
✓ Think
✓ Talk
✓ Reflect
✓ Write

Time to Reflect
Think – When readers make connections, they look for the parts in a book that remind them of something they already know a lot about. When you know a lot about something that happened in a book, you'll be able to understand even more. What did you already know about **Five Busy Elves**? How did your prior knowledge help you as a reader?
Talk – Tell your reading partner about the type of connection that you made most often while reading. Explain why your connection helped you. Remember to ask your partner to share their thoughts about the book too.
Reflect – Think about the connections that you made while reading **Five Busy Elves**. Think about the things you and your reading partner discussed. How does making connections help you be a better reader?
Write – Glue your Strategy Slip into your reader's notebook. Write about the work you did while reading **Five Busy Elves**. (Remember to include examples from the book!)

©BookPagez.com

Page by Page Guide and Strategy Questions

Turn, Talk, and Reflect

Key Vocabulary

Explanation of Strategy

Retelling and Summarizing
By Patricia Hegarty
Grade Level: 1 / Guided Reading Level: 1

1
Get Ready To Read
✓ Learn about the book
✓ Get your brain ready to read
✓ Understand the meaning of important words found in the book

2
Learn About Comprehension Strategies
✓ Think about the text you read
✓ Know what to do when you get confused

3
Retell and Summarize While Reading
✓ Think about the important events that happened in the book
✓ Make the names of the characters and events stick in your mind

4
Notice the Work You Did While Reading
✓ Think
✓ Talk
✓ Reflect
✓ Write

Time to Read
Stop on the following pages. Think about the questions for each page. Then talk with a reading partner or write your thoughts down on your practice page.
Page 2 – What do you know about the story so far? Who are the characters? What do you know about the story?
Pages 11 and 12 – The elves have been very busy. Name the things they have done so far to get ready for Christmas.
Pages 13 and 14 – Use the words and pictures on these pages to summarize what the elves are doing.
Pages 17 and 18 – This is the text from Santa's letter to Mrs. Claus. Write a main event.

Time to Reflect
Think – What type of information did you use when you retold or summarized **Five Busy Elves**? Did you use thoughts you had about the story? What did you use? How did you use it?
Talk – Tell your reading partner about the type of connection that you made most often while reading. Explain why your connection helped you. Remember to ask your partner to share their thoughts about the book too.
Reflect – Think about the connections that you made while reading **Five Busy Elves**. Think about the things you and your reading partner discussed. How does making connections help you be a better reader?
Write – Glue your Strategy Slip into your reader's notebook. Write about the work you did while reading **Five Busy Elves**. (Remember to include examples from the book!)

©BookPagez.com

Making Inferences
By Patricia Hegarty
Grade Level: 1 / Guided Reading Level: 1

1
Get Ready To Read
✓ Learn about the book
✓ Get your brain ready to read
✓ Understand the meaning of important words found in the book

2
Learn About Comprehension Strategies
✓ Think about the text you read
✓ Know what to do when you get confused

3
Make Inferences While Reading
✓ Think about the text you read
✓ Know what to do when you get confused

4
Notice the Work You Did While Reading
✓ Think
✓ Talk
✓ Reflect
✓ Write

Time to Read
Stop on the following pages. Think about the questions for each page. Then talk with a reading partner or write your thoughts down on your practice page.
Page 1 – Read the page about the elf getting ready for Christmas. What do you think the elf is going to do?
Page 2 – Read the page about the elf getting ready for Christmas. What do you think the elf is going to do?
Page 3 – Read the page about the elf getting ready for Christmas. What do you think the elf is going to do?
Page 4 – Read the page about the elf getting ready for Christmas. What do you think the elf is going to do?
Page 11 – Read the page about the elf getting ready for Christmas. What do you think the elf is going to do?
Page 12 – Read the page about the elf getting ready for Christmas. What do you think the elf is going to do?
Page 13 – Read the page about the elf getting ready for Christmas. What do you think the elf is going to do?
Page 14 – Read the page about the elf getting ready for Christmas. What do you think the elf is going to do?
Page 17 – Read the page about the elf getting ready for Christmas. What do you think the elf is going to do?
Page 18 – Read the page about the elf getting ready for Christmas. What do you think the elf is going to do?

Time to Reflect
Think – What types of inferences did you make while reading **Five Busy Elves**? Did you use clues from the text? How did you use them? Did you use your own knowledge? How did you use it?
Talk – Tell your reading partner about the type of connection that you made most often while reading. Explain why your connection helped you. Remember to ask your partner to share their thoughts about the book too.
Reflect – Think about the connections that you made while reading **Five Busy Elves**. Think about the things you and your reading partner discussed. How does making connections help you be a better reader?
Write – Glue your Strategy Slip into your reader's notebook. Write about the work you did while reading **Five Busy Elves**. (Remember to include examples from the book!)

©BookPagez.com

Retelling and Summarizing Making Inferences

Visualizing
By Patricia Hegarty
Grade Level: 1 / Guided Reading Level: 1

1
Get Ready To Read
✓ Learn about the book
✓ Get your brain ready to read
✓ Understand the meaning of important words found in the book

2
Learn About Comprehension Strategies
✓ Think about the text you read
✓ Know what to do when you get confused

3
Visualize While Reading
✓ Think about the text you read
✓ Know what to do when you get confused

4
Notice the Work You Did While Reading
✓ Think
✓ Talk
✓ Reflect
✓ Write

Time to Read
Stop on the following pages. Think about the questions for each page. Then talk with a reading partner or write your thoughts down on your practice page.
Page 1 – The authors describing Santa's workshop. How do the pictures match the text?
Pages 4 and 5 – These pages are about the elves working on the sleigh. How do the pictures match the text?
Pages 13 and 14 – What do you visualize when you read the text? How do the pictures match the text?
Pages 17 and 18 – Read all of the text on these pages. How do the pictures match the text?
Time to Reflect
Think – How do the pictures help you visualize while reading **Five Busy Elves**? How do the pictures help you understand the text?
Talk – Tell your reading partner about the type of connection that you made most often while reading. Explain why your connection helped you. Remember to ask your partner to share their thoughts about the book too.
Reflect – Think about the connections that you made while reading **Five Busy Elves**. Think about the things you and your reading partner discussed. How does making connections help you be a better reader?
Write – Glue your Strategy Slip into your reader's notebook. Write about the work you did while reading **Five Busy Elves**. (Remember to include examples from the book!)

©BookPagez.com

Visualizing

Answer Key for Making Connections with Five Busy Elves

Your Turn to Practice Making Connections with Five Busy Elves

Pages 13 and 14
This page shows the elves having fun. What are they doing?
Does this page remind you of another book you've read?
What book? Make a **text-to-text** connection by telling why this page remind you of the other book.

Answer Key for Retelling and Summarizing with Five Busy Elves

Your Turn to Practice Retelling and Summarizing with Five Busy Elves

Page 2
What do you know about the story so far?
Who are the characters?

Answer Key for Visualizing with Five Busy Elves

Your Turn to Practice Visualizing with Five Busy Elves

Pages 1 and 2
The authors describing Santa's workshop. How do the pictures match the words on the page?
What makes you think so?
Pages 4 and 5
These pages are about the elves working on the sleigh. What do you see in your mind when you visualize the elves at the sleigh?
Does what you see in your mind match the picture? Why or why not?
Pages 13 and 14
What do you visualize when you read the words on this page?

©BookPagez.com

Practice Pages and Answer Keys

Writing About Reading with Optional CCSS Alignment

Strategy and Text Based
Reader's Response Prompt

Common Core State Standard

"I Can"
Statement

Five Busy Elves: Visualizing

This story takes place at The North Pole. Use what you learned from the words and pictures in *Five Busy Elves* to tell what life is like for an elf who lives at The North Pole.

I can use the pictures and details in a story to tell about its characters, settings, or events. CCSS: RL.1.7

Five Busy Elves: Visualizing

This story takes place at The North Pole. Use what you learned from the words and pictures in *Five Busy Elves* to tell what life is like for an elf who lives at The North Pole.

I can use the pictures and details in a story to tell about its characters, settings, or events. CCSS: RL.1.7

Five Busy Elves: Visualizing

This story takes place at The North Pole. Use what you learned from the words and pictures in *Five Busy Elves* to tell what life is like for an elf who lives at The North Pole.

I can use the pictures and details in a story to tell about its characters, settings, or events. CCSS: RL.1.7

Reader's Notebook: Comprehension Strategy Slips (CCSS) | ©BookPagez.com

Common Core Free
Option

Five Busy Elves: Visualizing

This story takes place at The North Pole. Use what you learned from the words and pictures in *Five Busy Elves* to tell what life is like for an elf who lives at The North Pole.

Five Busy Elves: Visualizing

This story takes place at The North Pole. Use what you learned from the words and pictures in *Five Busy Elves* to tell what life is like for an elf who lives at The North Pole.

Five Busy Elves: Visualizing


This story takes place at The North Pole. Use what you learned from the words and pictures in *Five Busy Elves* to tell what life is like for an elf who lives at The North Pole.

Five Busy Elves: Visualizing

This story takes place at The North Pole. Use what you learned from the words and pictures in *Five Busy Elves* to tell what life is like for an elf who lives at The North Pole.

Reader's Notebook: Comprehension Strategy Slips | ©BookPagez.com

Reading Response Prompts for Each
Comprehension Strategy Lesson Plan



4 Comprehension Strategy Graphic Organizers

Retelling and Summarizing

Title: _____

What is this book about?

Is it fiction or nonfiction?

Draw a picture or write a sentence for each box below:

First	Last
After that	Then

Directions:
1. Answer each of the questions.
2. Carefully read on the dotted line.
3. Glue, tape, or staple into your reader's notebook.

Comprehension Strategy Graphic Organizer | ©BookPagez.com

Retelling and
Summarizing

Making Connections

Title: _____

Think about the book. What does the book remind you of?

What type of connection did you make?
 Text to Self Text to Text Text to World

Draw a picture of your connection in the box below:

Directions:
1. Answer each of the questions.
2. Carefully read on the dotted line.
3. Glue, tape, or staple into your reader's notebook.

Comprehension Strategy Graphic Organizer | ©BookPagez.com

Making
Connections

Making Inferences

Title: _____

What the Text Says	What I Know	What I Can Infer
Name or clue on the text or pictures.	What do you know about the subject?	Broader thoughts, clues, setting.

Draw a picture to illustrate your inference:

Directions:
1. Answer each of the questions.
2. Carefully read on the dotted line.
3. Glue, tape, or staple into your reader's notebook.

Comprehension Strategy Graphic Organizer | ©BookPagez.com

Making
Inferences

Visualizing

Title: _____

What page did you use to practice visualizing?

Draw a picture of your mental image in the space below:

Write down some of the words that the author used to help you make this picture in your mind.

Show your picture to someone. Make sure that you drew all of the words that helped you visualize.

Directions:
1. Answer each of the questions.
2. Carefully read on the dotted line.
3. Glue, tape, or staple into your reader's notebook.

Comprehension Strategy Graphic Organizer | ©BookPagez.com

Visualizing

Vocabulary Connections Resources

Important Words to Know and Understand in Five Busy Elves Word List

Vocabulary Connections Five Busy Elves
By: Patricia Hegarty
Grade Level: 1 / Guided Reading Level: 1

Important Words to Know and Understand in "Five Busy Elves"

Clatter
A set of short, loud, sounds

Draws Near
To come closer

Labels
A piece of paper or other material that is attached to something to identify it

Stables
Buildings in which horses are kept, fed, and cared for

Vocabulary Word List | @BookPages.com

Vocabulary Connections Five Busy Elves
By: Patricia Hegarty
Grade Level: 1 / Guided Reading Level: 1

Clatter	Draws Near	Labels
Stables		

Picture Vocabulary Sorting Cards | @BookPages.com

Word and Picture Sorting Cards

Vocabulary Connections Five Busy Elves
By: Patricia Hegarty
Grade Level: 1 / Guided Reading Level: 1

Clatter	Draws Near	Labels
A set of short, loud, sounds	To come closer	A piece of paper or other material that is attached to something to identify it
Stables		
Buildings in which horses are kept, fed, and cared for		

Definition Vocabulary Sorting Cards | @BookPages.com

Vocabulary Connections Five Busy Elves
By: Patricia Hegarty
Grade Level: 1 / Guided Reading Level: 1

Clatter is a/an noun verb adverb adjective	Draws Near is a/an noun verb adverb adjective	Labels is a/an noun verb adverb adjective
Definition of Clatter :	Definition of Draws Near :	Definition of Labels :
Clatter looks like this:	Draws Near looks like this:	Labels look like this:
Clatter reminds me of:	Draws Near reminds me of:	Labels remind me of:

Interactive Vocabulary Notebook Cards | @BookPages.com

Interactive Vocabulary Notebook Cards

Word and Definition Sorting Cards

Word Games with Words from Five Busy Elves

Directions: Fill in the blanks with the correct vocabulary words from the word bank.

- There was a loud _____ when I accidentally spilled the large bag of marbles I was holding all over the floor.
- As Christmas _____ many people are buying gifts for their family and friends.
- The farmer brings the horses to the _____ to feed them.

Directions: Choose your favorite word from the Word Bank. Practice writing the word on the lines below.

Name: _____

@BookPages.com

Word Games and Answer Key

Answer Key

1. There was a loud **clatter** when I accidentally spilled the large bag of marbles I was holding all over the floor.

2. As Christmas **draws near** many people are buying gifts for their family and friends.

3. The farmer brings the horses to the **stables** to feed them.

Word Bank: Clatter, Draws Near, Labels, Stables

Name: _____

Answer Key | @BookPages.com

Vocabulary Connections Five Busy Elves
By: Patricia Hegarty
Grade Level: 1 / Guided Reading Level: 1

Five Busy Elves
By Patricia Hegarty

A new word from my reading that I learned in this book is: _____

It means: _____

Name: _____

Interactive Vocabulary Notebook Personalized Vocabulary Builder Cards | @BookPages.com

Vocabulary Word Extension Activities

Vocabulary Connections Name: _____

Directions:

- Write a word from your reading that is new to you in the first column.
- Read the sentence before and after the sentence where the word appears. Write what you think the word means in the second column.
- Explain why you think your definition makes sense based on the context clues in the text.
- Write the dictionary definition.
- Place a check mark in the last column if the dictionary definition matches what you thought the word meant.

Word	What I Think the Word Means	Context Clues	Real Definition	✓

Independent Word Exploration | @BookPages.com

Personalized Vocabulary Bookmark

Word Work Lesson Plan and Activities

Instructional Focus Based on the Words in the Book

Word Work
By: Patricia Hegarty
Grade Level: 1 / Guided Reading Level: 1

Instructional Focus:
Rhyming Word Families

Background:
Rhyming word families are groups of words that have the same ending sound. They can be used to teach students about rhyming words.

Examples:

ack	
sack	
back	
tack	
track	

Materials and Preparation:

- A Copy of Five Busy Elves
- Anchor Chart
- Scissors (optional)
- Sorting Cards (1 set)
- Sorting Mat (1 per student)
- Bingo Boards (1 per student)
- Class set of bingo markers
- Santa Rhymes Practice Page
- Optional - Word Detective
- Optional - Lined Paper
- Engagement in Step 1

Step by Step Lesson Plan

Word Work
By: Patricia Hegarty
Grade Level: 1 / Guided Reading Level: 1

Step 1: Introduce the Focus of Word Work

Introduce Rhyming Word Families

- Explain to the students that today you are going to focus on rhyming word families.
- Word families share the same ending sound just like real families share similar traits.
- Explain that they will be working with only a few word families, including: - ear - ack - ing - ong
- Show students the Anchor Chart and introduce the word endings.
- Go over each of the word family columns and read aloud together.
- Ask for student volunteers to find what is similar about each group of words. (Sample answers: All of the words in each column rhyme, all of the word endings begin with a vowel.)
- Ask the students to think of other words that match each rhyming word family.
- Allow students to turn and talk with a partner to brainstorm words.
- Record words that follow the pattern on the chart paper.

Sample Anchor Chart

- ack	- ear	- ong	- ing
back	tear	long	thing
tack	clear	bring	sing
pack	near	song	bring

Step 2: Connect Word Work to Reading

Rhyming Word Families in the Text

- Explain to the students that *Five Busy Elves* has a lot of rhyming words that can easily fit into word families.
- Show students the first two pages of the book. Read the pages aloud.
- Ask students to identify the rhyming words on the pages. (near, year)
- Tell the students that you are going to read the book once from beginning to end. Tell them to be listening for words that follow the pattern. Remind them to be polite and not to interrupt you while you read.
- Read *Five Busy Elves*

Extend Engagement Activity

- Give students a piece of lined paper.
- Number the pages 1-20.
- Tell students that are going to play a game called "Rhyme Hunt".
- The object of the game is to write as many words as they can that fit the pattern in a certain amount of time.
- Tell the students not to begin until you give the signal.
- Write the word family -at on the board.
- Tell them they will have one minute.
- After the minute is up, call "Time".
- Have the students exchange their paper with a partner.
- The students compare each other's words.

Examples of Rhyming Word Families Found in the Text:

• near / year	• bring / something
• socks / stacks	• fun / begun
• be / tree	• care / bear
• baking / making	• night / write
• do / too	• day / away
	• long / song

Word Work Lesson Plan | @BookPages.com

List of words in the book that match the instructional focus

Optional Activity to Extend Engagement

Five Busy Elves Sorting Mat
Interactive Activity

Directions: Place each of your sorting cards into the correct column on the sorting mat below.

-ear	-ack	-ing
-ong	-un	-ay

Name: _____ Guided Word Work Practice | @BookPages.com

Interactive Activity

Word Work
By: Patricia Hegarty
Grade Level: 1 / Guided Reading Level: 1

Step 3: Guided Word Work Practice

Interactive Exploration

- Provide each student with a set of sorting cards (allow students to cut apart the cards or provide them with pre-cut cards) and sorting mat.
- Review the words.
- Sort according to rhyme family.
- Provide each student with a copy of the *Word Bingo* game mat.
- Tell the students to select 8 words from their sorting mats to copy onto the bingo sheet.
- Model how to do this.
- Monitor students as they create their game board.
- Model how to play *Word Bingo* (refer to attached resources for directions).
- Upon completing the game, ask students to place their sorting cards into a resealable bag for later use or send the words home.

Step 4: Independent Word Work Practice

Practice Page

- Give each student a copy of the *Santa Rhymes Practice Page*.
- Read the directions with the class.
- Tell the students to complete the practice page.
- Monitor students while they work.

Step 5: Reconnect and Reflect on Word Work

Group Discussion

- Bring the students back together.
- Ask students to explain what they learned about words based on the work they completed.
- Invite students to turn and talk with a partner about their word work.
- Invite 2-3 students to share what they learned with the group.

Step 6: Extend Word Work (optional)

Extension Activity

- Ask students to be on the lookout for rhyming word families in their own reading. Tell them to write their words on a sticky note and add them to the anchor chart (review the added sticky notes with the class later in the day or before moving on to the next word work lesson).
- Alternatively, students can keep track of the words using the *Word Detective worksheet*.

Word Work Lesson Plan | @BookPages.com

Independent Practice Page

Santa Rhymes
Word Work Practice Page

Directions: Write three words on Santa's hat. Write three words that rhyme with the word on the hat. Underline the word family.

Name: _____ Independent Word Work Practice | @BookPages.com

Extension Activity

Word Detective: Rhyming Word Families
Extension Activity

Directions:
Be a word detective!

Be on the lookout for rhyming word families while you read. Write the word that you find along with the title of the book where you found the word, the page, and the sentence with the word or phrase.

Word	Book Title	Page	Sentence

Name: _____ Word Work Extension Activity | @BookPages.com

Assessments

Running Record Assessment:
Use the first 100 words from the text to assess oral reading fluency



Running Record					
Title: Five Busy Elves		Guided Reading Text Level: 1		Word Count: 100	
Name: _____			Date: _____		
Accuracy Rate: (# of words correct/100 words) _____					
Error Rate: (# of incorrect words/100 words) _____					
Self-Correction Rate: (# of words self-corrected/100 words) _____					
Time: (in seconds) _____ Words Per Minute: (100/seconds read x 60) _____					
Easy 95% - 100% Accuracy		Instructional 90% - 94% Accuracy		Hard 50% - 89% Accuracy	
E = Errors SC = Self-Correction M = Meaning S = Structure/Syntax V = Visual				COUNT	
				INFORMATION USED	
Page:		E	SC	E MSV	SC MSV
1	Five little elves, as Christmas draws near.				
2	Get set for their busiest day of the year.				
4	Santa's mailroom is filled with letters in sacks - The elves help to pile the mail in stacks.				
5	Five helpful elves, busy as can be.				
6	Hang starts and lights on Santa's tree.				
Tested By: _____				©BookPagez.com	

Common Core Assessment:
One question for each Reading Informational OR Reading Literature standard (1-9)



Five Busy Elves CCSS Assessment	Name: _____ Score: / 9
Directions: Use what you know about <i>Five Busy Elves</i> to answer each of the following questions.	
1. Who were the main characters in this story?	
<input type="radio"/> A Rudolph and the other reindeer <input type="radio"/> B Santa and Mrs. Claus <input type="radio"/> C The five busy elves <input type="radio"/> D The snowman and the little mouse	
2. Choose the correct order of events below.	
<input type="radio"/> A First the elves made cookies, then they sorted mail, last they wrapped presents. <input type="radio"/> B First the elves sorted mail, then they made cookies, last they wrapped presents. <input type="radio"/> C First the elves wrapped presents, then they sorted mail, last they made cookies. <input type="radio"/> D First the elves made cookies, then they wrapped presents, last they sorted mail.	
3. What is the setting of the story?	
<input type="radio"/> A The North Pole <input type="radio"/> B Alaska <input type="radio"/> C Someplace cold and snowy <input type="radio"/> D Canada	
4. How do you know that the elves are happy in the story?	
<input type="radio"/> A Santa tells how the elves feel. <input type="radio"/> B The elves tell the reader they are happy. <input type="radio"/> C Mrs. Claus and the mouse tell how the elves feel. <input type="radio"/> D The pictures show the elves smiling when they are happy.	
CCSS Assessment 1 st Grade Reading Standards for Literature	

Five Busy Elves CCSS Assessment Answer Key
Directions: Use what you know about <i>Five Busy Elves</i> to answer each of the following questions.
1. Who were the main characters in this story? (RL.1.1)
<input type="radio"/> A Rudolph and the other reindeer <input type="radio"/> B Santa and Mrs. Claus <input checked="" type="radio"/> C The five busy elves <input type="radio"/> D The snowman and the little mouse
2. Choose the correct order of events below. (RL.1.2)
<input type="radio"/> A First the elves made cookies, then they sorted mail, last they wrapped presents. <input type="radio"/> B First the elves sorted mail, then they made cookies, last they wrapped presents. <input checked="" type="radio"/> C First the elves wrapped presents, then they sorted mail, last they made cookies. <input type="radio"/> D First the elves made cookies, then they wrapped presents, last they sorted mail.
3. What is the setting of the story? (RL.1.3)
<input checked="" type="radio"/> A The North Pole <input type="radio"/> B Alaska <input type="radio"/> C Someplace cold and snowy <input type="radio"/> D Canada
4. How do you know that the elves are happy in the story? (RL.1.4)
<input type="radio"/> A Santa tells how the elves feel. <input type="radio"/> B The elves tell the reader they are happy. <input type="radio"/> C Mrs. Claus and the mouse tell how the elves feel. <input checked="" type="radio"/> D The pictures show the elves smiling when they are happy.
CCSS Assessment 1 st Grade Reading Standards for Literature BookPagez.com

Answer Key



Bonus Activity

Name: _____ Date: _____

Directions:
In the book, **Five Busy Elves**, you learned about the things elves do to get ready for Christmas. Use what you learned in the book to tell what you would do if you were an elf.


IF I WERE AN ELF...

I would be good at

Sorting Santa's Mail	Decorating the Tree	Baking Cookies	Polishing Santa's Sled
Loading Santa's Sleigh	Making Toys	Playing Games	Wrapping Presents

The other elves would like me because

My favorite part of being an elf would be



Extension Activity | ©BookPagez.com

Extension Activity

Complete Common Core Alignment

<p style="text-align: center;">Common Core State Standards Correlation</p> <p style="text-align: center; font-size: x-small;">Five Busy Elves Lesson Plans, Resources, and Activities</p> <p style="font-size: x-small;">The lesson plans, resources, and activities for use with "Five Busy Elves" correlate with the following English Language Arts Common Core State Standards for first grade.</p> <p>Making Connections Lesson Plan and Resources</p> <p>Reading: Literatures</p> <p>RI.1.1 - Ask and answer questions about key details in a text.</p> <p>RI.1.3 - Describe characters, settings, and major events in a story, using key details.</p> <p>RI.1.7 - Use illustrations and details in a story to describe its characters, settings or events.</p> <p>RI.1.9 - With prompting and support, read prose and poetry of appropriate complexity for grade 1.</p> <p>Reading: Foundational Skills</p> <p>RF.1.3 - Demonstrate understanding of the organization of basic features of print.</p> <p>RF.1.4 - Demonstrate understanding of spoken words, syllables, and sounds (phonemes).</p> <p>Writing</p> <p>W.1.8 - With guidance and support from adults, focus on a topic, respond to questions and suggestions from peers, and add details to strengthen writing as needed.</p> <p>W.1.9 - Demonstrate understanding of spoken words, syllables, and sounds (phonemes).</p> <p>Speaking & Listening</p> <p>SL.1.4 - Build on others' talk in conversations by responding to the comments of others through asking and answering questions about key details in a text read aloud or information presented orally or through other media.</p> <p>SL.1.7 - Ask and answer questions about what a speaker says in order to gather additional information or clarify something that is not understood.</p> <p>SL.1.9 - Add drawings or other visual displays to descriptions when appropriate to clarify ideas, thoughts, and feelings.</p> <p>Language</p> <p>L.1.4 - Use words and phrases acquired through conversations, reading and being read to, and responding to texts, including using frequently occurring conjunctions to signal simple relationships (e.g. because).</p> <p style="text-align: center; font-size: x-small;">Five Busy Elves CCSS Alignment ©BookPagez.com</p>	<p style="text-align: center;">Common Core State Standards Correlation</p> <p style="text-align: center; font-size: x-small;">Five Busy Elves Lesson Plans, Resources, and Activities</p> <p style="font-size: x-small;">The lesson plans, resources, and activities for use with "Five Busy Elves" correlate with the following English Language Arts Common Core State Standards for first grade.</p> <p>Summarizing Lesson Plan and Resources</p> <p>Reading: Literatures</p> <p>RI.1.1 - Ask and answer questions about key details in a text.</p> <p>RI.1.3 - Describe characters, settings, and major events in a story, using key details.</p> <p>RI.1.7 - Use illustrations and details in a story to describe its characters, settings or events.</p> <p>RI.1.9 - With prompting and support, read prose and poetry of appropriate complexity for grade 1.</p> <p>Reading: Foundational Skills</p> <p>RF.1.3 - Demonstrate understanding of the organization of basic features of print.</p> <p>RF.1.4 - Demonstrate understanding of spoken words, syllables, and sounds (phonemes).</p> <p>Writing</p> <p>W.1.8 - With guidance and support from adults, focus on a topic, respond to questions and suggestions from peers, and add details to strengthen writing as needed.</p> <p>W.1.9 - Demonstrate understanding of spoken words, syllables, and sounds (phonemes).</p> <p>Speaking & Listening</p> <p>SL.1.4 - Build on others' talk in conversations by responding to the comments of others through asking and answering questions about key details in a text read aloud or information presented orally or through other media.</p> <p>SL.1.7 - Ask and answer questions about what a speaker says in order to gather additional information or clarify something that is not understood.</p> <p>Language</p> <p>L.1.4 - Use words and phrases acquired through conversations, reading and being read to, and responding to texts, including using frequently occurring conjunctions to signal simple relationships (e.g. because).</p> <p style="text-align: center; font-size: x-small;">Five Busy Elves CCSS Alignment ©BookPagez.com</p>	<p style="text-align: center;">Common Core State Standards Correlation</p> <p style="text-align: center; font-size: x-small;">Five Busy Elves Lesson Plans, Resources, and Activities</p> <p style="font-size: x-small;">The lesson plans, resources, and activities for use with "Five Busy Elves" correlate with the following English Language Arts Common Core State Standards for first grade.</p> <p>Making Inferences Lesson Plan and Resources</p> <p>Reading: Literatures</p> <p>RI.1.1 - Ask and answer questions about key details in a text.</p> <p>RI.1.3 - Describe characters, settings, and major events in a story, using key details.</p> <p>RI.1.7 - Use illustrations and details in a story to describe its characters, settings or events.</p> <p>RI.1.9 - With prompting and support, read prose and poetry of appropriate complexity for grade 1.</p> <p>Reading: Foundational Skills</p> <p>RF.1.3 - Demonstrate understanding of the organization of basic features of print.</p> <p>RF.1.4 - Demonstrate understanding of spoken words, syllables, and sounds (phonemes).</p> <p>Writing</p> <p>W.1.8 - With guidance and support from adults, focus on a topic, respond to questions and suggestions from peers, and add details to strengthen writing as needed.</p> <p>W.1.9 - Demonstrate understanding of spoken words, syllables, and sounds (phonemes).</p> <p>Speaking & Listening</p> <p>SL.1.4 - Build on others' talk in conversations by responding to the comments of others through asking and answering questions about key details in a text read aloud or information presented orally or through other media.</p> <p>SL.1.7 - Ask and answer questions about what a speaker says in order to gather additional information or clarify something that is not understood.</p> <p>Language</p> <p>L.1.4 - Use words and phrases acquired through conversations, reading and being read to, and responding to texts, including using frequently occurring conjunctions to signal simple relationships (e.g. because).</p> <p style="text-align: center; font-size: x-small;">Five Busy Elves CCSS Alignment ©BookPagez.com</p>	<p style="text-align: center;">Common Core State Standards Correlation</p> <p style="text-align: center; font-size: x-small;">Five Busy Elves Lesson Plans, Resources, and Activities</p> <p style="font-size: x-small;">The lesson plans, resources, and activities for use with "Five Busy Elves" correlate with the following English Language Arts Common Core State Standards for first grade.</p> <p>Illustration Lesson Plan and Resources</p> <p>Reading: Literatures</p> <p>RI.1.1 - Ask and answer questions about key details in a text.</p> <p>RI.1.3 - Describe characters, settings, and major events in a story, using key details.</p> <p>RI.1.7 - Use illustrations and details in a story to describe its characters, settings or events.</p> <p>RI.1.9 - With prompting and support, read prose and poetry of appropriate complexity for grade 1.</p> <p>Reading: Foundational Skills</p> <p>RF.1.3 - Demonstrate understanding of the organization of basic features of print.</p> <p>RF.1.4 - Demonstrate understanding of spoken words, syllables, and sounds (phonemes).</p> <p>Writing</p> <p>W.1.8 - With guidance and support from adults, focus on a topic, respond to questions and suggestions from peers, and add details to strengthen writing as needed.</p> <p>W.1.9 - Demonstrate understanding of spoken words, syllables, and sounds (phonemes).</p> <p>Speaking & Listening</p> <p>SL.1.4 - Build on others' talk in conversations by responding to the comments of others through asking and answering questions about key details in a text read aloud or information presented orally or through other media.</p> <p>SL.1.7 - Ask and answer questions about what a speaker says in order to gather additional information or clarify something that is not understood.</p> <p>Language</p> <p>L.1.4 - Use words and phrases acquired through conversations, reading and being read to, and responding to texts, including using frequently occurring conjunctions to signal simple relationships (e.g. because).</p> <p style="text-align: center; font-size: x-small;">Five Busy Elves CCSS Alignment ©BookPagez.com</p>
--	---	---	--

Comprehension Strategy Lesson Plan and Resource Common Core Alignment

Common Core State Standards Correlation

Five Busy Elves Lesson Plans, Resources, and Activities

The lesson plans, resources, and activities for use with "Five Busy Elves" correlate with the following English Language Arts Common Core State Standards for first grade.

Vocabulary Connections Lesson Plan and Resources

Language

L.1.4a - Use the sentence-level context as a clue to the meaning of a word or phrase.

L.1.4b - Identify readable connections between words and their use (e.g. note clues at home and use clues).

L.1.4c - Use words and phrases acquired through conversations, reading and being read to, and responding to texts, including using frequently occurring conjunctions to signal simple relationships (e.g. because).

Five Busy Elves CCSS Alignment | ©BookPagez.com

Vocabulary Connections
Common Core Alignment

Common Core State Standards Correlation

Five Busy Elves Lesson Plans, Resources, and Activities

The lesson plans, resources, and activities for use with "Five Busy Elves" correlate with the following English Language Arts Common Core State Standards for first grade.

Word Work Lesson Plan and Resources

Reading: Foundational Skills

RF.1.3 - Show and apply grade-level phonics and word analysis skills in decoding words.

RF.1.4 - Read with sufficient accuracy and fluency to support comprehension.

Five Busy Elves CCSS Alignment | ©BookPagez.com

Word Work
Common Core Alignment

Student Facing Resources in Spanish for Five Busy Elves Super Pack

4 Comprehension Strategy Practice Pages

Visualizing Practice Page

Tu turno para practicar: Visualizar
con Five Busy Elves (Cinco elfos ocupados)


Página 4:
El autor describe la sala de correo de Papá Noel. ¿Cómo coinciden las imágenes con las palabras en la página?

Páginas 9 y 10:
Estas páginas son sobre los elfos trabajando en el establo. ¿Qué ves en tu mente cuando visualizas a los elfos en el establo?

¿Lo que ves en tu mente coincide con la imagen? ¿Por qué o por qué no?

Páginas 13 y 14:
¿Qué visualizas cuando lees las palabras en esta página?

Nombre: _____



Page by Page Guided Questions

Sample answers written in Spanish

Answer Key

Visualizar
con Five Busy Elves (Cinco elfos ocupados)

Di lo que ves cuando lees las palabras "una pelea de bolas de nieve ha comenzado".
Las respuestas varían. Podrían incluir: Las palabras "una pelea de bolas de nieve ha comenzado" me hacen visualizar bolas de nieve volando y corriendo elfos.


Página 17:
Esta página nos dice que los elfos trabajan hasta altas horas de la noche. Usa lo que sabes sobre los elfos para visualizarlos como el trabajo. ¿Qué ves en tu mente?
Las respuestas varían. Podrían incluir: Visualizo a los elfos trabajando para juntar juguetes. Están felices y cantando canciones.

¿Tiene sentido la imagen que ves en tu mente para esta historia?
Las respuestas varían. Podrían incluir: Sí, creo que la imagen en mi mente tiene sentido para esta historia porque se trata de que los elfos se preparan para la Navidad.

Páginas 19 y 20:
Lee todas las palabras en esta página. ¿Qué está haciendo Papá Noel?
Las respuestas varían. Podrían incluir: Papá Noel está volando en su trineo.

¿Qué palabras te ayudan a visualizar la acción en esta página?
Las respuestas varían. Podrían incluir: Las palabras "repiqueo de cascos" y "Papá Noel está arriba y lejos" me ayudan a visualizar a Papá Noel volando en su trineo.

Nombre: _____



Hacer conexiones
con Five Busy Elves (Cinco elfos ocupados)

Tu turno para practicar: Hacer conexiones
con Five Busy Elves (Cinco elfos ocupados)

Páginas 13 y 14:
Esta página muestra a los elfos divirtiéndose. ¿Qué están haciendo?

¿Esta página te recuerda a otro libro que has leído?


Las respuestas varían. Podrían incluir: Snowman.

¿Qué libro? Haz una conexión **texto a texto** diciendo por qué esta página te recuerda al otro libro.

Páginas 17 y 18:
Estas páginas muestran a los elfos envolviendo regalos. ¿Qué sabes sobre envolver regalos?

¿Qué libro? Haz una conexión **texto a tu mismo** te ayuda como lector.

Nombre: _____



Volver a contar y resumir
con Five Busy Elves (Cinco elfos ocupados)

Tu turno para practicar: Volver a contar y resumir
con Five Busy Elves (Cinco elfos ocupados)

Página 2:
¿Qué sabes de la historia hasta ahora?
Las respuestas varían. Podrían incluir: Los elfos hacen pequeños regalos.


¿Quiénes son los personajes?
Las respuestas varían. Podrían incluir: Papá Noel, los elfos.

Página 8:
Los elfos han estado muy ocupados. Nombra las cosas que han hecho hasta ahora para prepararse para la Navidad.
Las respuestas varían. Podrían incluir: Los elfos han estado muy ocupados. Nombra las cosas que han hecho hasta ahora para prepararse para la Navidad.

Página 8:
¿Qué gran evento está sucediendo?
Las respuestas varían. Podrían incluir: La Navidad.

Páginas 11 y 12:
Use las palabras y las imágenes en estas páginas para contar el escenario de esta historia. Dile cómo lo sabes.
Las respuestas varían. Podrían incluir: Los elfos están haciendo regalos.

Nombre: _____



Hacer inferencias
con Five Busy Elves (Cinco elfos ocupados)

Tu turno para practicar: Hacer inferencias
con Five Busy Elves (Cinco elfos ocupados)

Páginas 1 y 2:
Esta página muestra a los elfos preparándose para su día más ocupado del año. Haz una inferencia sobre el día. ¿Para qué día crees que se están preparando?
Las respuestas varían. Podrían incluir: Navidad.


¿Qué te hace pensar eso?
Las respuestas varían. Podrían incluir: Los elfos están haciendo regalos.

Páginas 5 y 6:
Mira a los elfos trabajando en esta página. ¿Qué puedes inferir sobre los elfos?
Las respuestas varían. Podrían incluir: Los elfos están haciendo regalos.

¿Cómo la imagen apoya tu deducción?
Las respuestas varían. Podrían incluir: Los elfos están haciendo regalos.

Páginas 11 y 12:
Mira las imágenes en estas páginas. ¿Qué puedes inferir acerca de la temporada durante la cual ocurre este libro?
Las respuestas varían. Podrían incluir: Navidad.

Nombre: _____



Making Connections

Retelling and Summarizing

Making Connections

Writing About Reading with Optional CCSS Alignment

Strategy and Text Based Reader's Response Prompt

Common Core State Standard

"I Can" Statement written in Spanish

Five Busy Elves (Cinco elfos ocupados): **Hacer conexiones**

Indica cómo las vacaciones de Navidad en este libro son iguales y diferentes de las vacaciones que celebras en diciembre.

Puedo hablar sobre los personajes, el escenario y lo que sucede en las historias. CCSS: RL.1.3

Five Busy Elves (Cinco elfos ocupados): **Hacer conexiones**

Indica cómo las vacaciones de Navidad en este libro son iguales y diferentes de las vacaciones que celebras en diciembre.

Puedo hablar sobre los personajes, el escenario y lo que sucede en las historias. CCSS: RL.1.3

Five Busy Elves (Cinco elfos ocupados): **Hacer conexiones**

Indica cómo las vacaciones de Navidad en este libro son iguales y diferentes de las vacaciones que celebras en diciembre.

Puedo hablar sobre los personajes, el escenario y lo que sucede en las historias. CCSS: RL.1.3

Reader's Notebook: Comprehension Strategy Slips (CCSS) | @BookPagez.com

Common Core Free Option

Five Busy Elves (Cinco elfos ocupados): **Hacer conexiones**

Indica cómo las vacaciones de Navidad en este libro son iguales y diferentes de las vacaciones que celebras en diciembre.

Five Busy Elves (Cinco elfos ocupados): **Hacer conexiones**

Indica cómo las vacaciones de Navidad en este libro son iguales y diferentes de las vacaciones que celebras en diciembre.

Five Busy Elves (Cinco elfos ocupados): **Hacer conexiones**


Indica cómo las vacaciones de Navidad en este libro son iguales y diferentes de las vacaciones que celebras en diciembre.

Five Busy Elves (Cinco elfos ocupados): **Hacer conexiones**

Indica cómo las vacaciones de Navidad en este libro son iguales y diferentes de las vacaciones que celebras en diciembre.

Reader's Notebook: Comprehension Strategy Slips | @BookPagez.com

Reading Response Prompts for Each Comprehension Strategy Lesson Plan



4 Comprehension Strategy Graphic Organizers

Volver a contar y resumir
Título: _____

¿De qué es este libro?
(Es ficción o no ficción?)

Haz un dibujo o escribe una oración para cada cuadro abajo.

Antes	Luego
Después	Entonces

Instrucciones:
1. Contesta cada pregunta.
2. Contesta cuidadosamente en las líneas de puntos.
3. Pega o engrapa en tu cuaderno del lector.

Comprehension Strategy Graphic Organizer | @BookPagez.com

Retelling and Summarizing

Hacer conexiones
Título: _____

Piensa en el libro. ¿En qué te hace pensar el libro?

¿Qué tipo de conexión hiciste?

Real: una persona, objeto o lugar.

Texto: un personaje o evento.

Mundo: un tema o concepto.

Haz un dibujo de tu conexión abajo.

Instrucciones:
1. Contesta cada pregunta.
2. Contesta cuidadosamente en las líneas de puntos.
3. Pega o engrapa en tu cuaderno del lector.

Comprehension Strategy Graphic Organizer | @BookPagez.com

Making Connections

Hacer inferencias
Título: _____

Lo que dice el texto Nombre una palabra en el texto o imágenes.	Lo que yo sé ¿Qué sabes sobre la palabra o imágenes?	Lo que puedo inferir Emociones, sentimientos, causas, escenario.
--	---	---

Haz un dibujo para probar tu inferencia.

Instrucciones:
1. Contesta cada pregunta.
2. Contesta cuidadosamente en las líneas de puntos.
3. Pega o engrapa en tu cuaderno del lector.

Comprehension Strategy Graphic Organizer | @BookPagez.com

Making Predictions

Visualizar
Título: _____

¿Qué página vas a practicar a visualizar?

Haz un dibujo de tu imagen mental en el espacio abajo.

Escribe algunas de las palabras que tu autor empleó que te ayudaron a hacer esta imagen en tu mente.

Comparte tu dibujo con alguien. Asegúrate de haber dibujado todas las palabras que te ayudaron a visualizar.

Instrucciones:
1. Contesta cada pregunta.
2. Contesta cuidadosamente en las líneas de puntos.
3. Pega o engrapa en tu cuaderno del lector.

Comprehension Strategy Graphic Organizer | @BookPagez.com

Visualizing

Extension Activity

Nombre: _____ La fecha: _____

Direcciones:

En el libro, **Cinco elfos ocupados**, aprendiste sobre las cosas que hacen los elfos para prepararse para la Navidad. Usa lo que aprendiste en el libro para decir qué harías si fueras un elfo.

Si yo fuera un elfo ...

Yo sería bueno en

Ordenar el correo de Papá Noel	Decorando el árbol	Cocinando galletas	Pullir el trineo de Papá Noel
Cargando el trineo de Papá Noel	Haciendo juguetes	Jugando juegos	Envolviendo regalos

Los otros elfos me quieren porque

Mi parte favorita de ser un elfo, sería

