

# Book Club Management Materials


## Book Club Calendar

Month: \_\_\_\_\_ Name: \_\_\_\_\_

Sunday	Monday	Tuesday	Wednesday	Thursday	Friday	Saturday

**Start the Conversation**

- I think ...
- I agree ... because ...
- I disagree ... because ...
- In addition ...
- I noticed ...
- I wonder ...
- I don't understand ...
- Please say more about that ...
- Can you show me where that is in the book?
- I think the author meant ...



© BookPages.com | Book Club Calendar

Custom Calendar Template


Conversation Prompts

Expectation Guide for Before, During, and After Book Club

Name: \_\_\_\_\_

### Expectations for Book Club

Before Book Club	During Book Club	After Book Club
<ul style="list-style-type: none"> <li>Read the assigned text</li> <li>Choose a reading response option from your option board then respond to the text in your reader's notebook</li> <li>Prepare for Book Club ahead of time:                             <ul style="list-style-type: none"> <li>Choose at least one interesting, funny, or confusing part to share with your book club</li> <li>Mark the part you want to share with a sticky note or write the page number in your notebook</li> <li>Remember to support your thinking with evidence from the text (explain why the part you chose is interesting, funny, confusing, etc.)</li> </ul> </li> </ul>	<ul style="list-style-type: none"> <li>Come to Book Club on time and ready to begin discussion</li> <li>Bring your book, reader's notebook, and any other materials you might need for Book Club with you</li> <li>Participate in Book Club by sharing your thinking, listening to others, and asking questions</li> <li>Support your thinking with evidence from the text</li> <li>Ask for help if you need it</li> <li>Stay on topic</li> <li>Make eye contact with the people in your Book Club</li> <li>Respect the people in your Book Club:                             <ul style="list-style-type: none"> <li>Try not to interrupt—wait your turn to share</li> <li>Use respectful language</li> <li>Listen carefully</li> </ul> </li> </ul>	<ul style="list-style-type: none"> <li>Reflect on your Book Club meeting. Think about these things:                             <ul style="list-style-type: none"> <li>What part of the meeting made you feel good about yourself as a reader?</li> <li>What can you do to have a better conversation next time?</li> </ul> </li> <li>Record your reading assignment on your Book Club calendar</li> <li>Decide when you will complete your assignment (during independent reading time, as homework, etc.)</li> </ul>



© BookPages.com | Expectations for Book Club

## Student Self-Evaluation Rubric

Name: \_\_\_\_\_

### How I Did in Escape from Mr. Lemoncello's Library Book Club

Book Club Expectations	3 I did my best	2 I can do better	1 I did not try	
I read the assignment				Before I wrote a response to the text in my reader's notebook
I responded to the text in my reader's notebook				
I prepared something to share with my Book Club				
I had my materials				During I participated in the conversation
I shared my thinking				
I asked someone a question				
I stayed on task, listened, and showed respect to others				After I wrote a reflection on my response
I took the time to reflect				
I know when and where I will prepare for the next meeting				

Score: / 27

A Note from Your Teacher: \_\_\_\_\_

© BookPages.com | Book Club Self-Evaluation

Tied to the Book Club Expectation Guide

## Reader's Response Option Board


Name: \_\_\_\_\_

Write about the way this story was told. Was it told in 1 <sup>st</sup> , 2 <sup>nd</sup> , or 3 <sup>rd</sup> person? How do you know?	How do the illustrations provide you with a deeper understanding of the text?	Choose two settings from the text. Explain why each is important to the story.	What is the theme of this book? Why do you think so? Give examples.
What was the main idea of the text you read today? List at least 3 details that support your main idea.	Write about the new words you read. What do you think the words mean? Why?	How does this text compare to other books you've read? Give examples.	What are some powerful words or phrases used in the text? Why are they powerful?
Write about the reading strategies you used to help you be a better reader.	Which chapter was the most important? Why do you think so?	Write about the narrator's message and use evidence from the text to support your thinking.	Name another text with a similar theme to your text. Tell how the texts are the same and different.
Compare and contrast two characters. Tell how they are the same and different.			
Write about the way the main problem and solution unfolded in the story.			

Directions: Choose one of the response options from the board. Write your response in your reader's notebook. After you've written your response, color in the square on the board above.

Name: _____			
<b>RLS.6</b> Write about the way this story was told. Was it told in 1 <sup>st</sup> , 2 <sup>nd</sup> , or 3 <sup>rd</sup> person? How do you know?	<b>RLS.7</b> What is the overall mood of this book? Why do you think so? Give examples.	<b>RLS.3</b> Choose two settings from the text. Explain why each is important to the story.	<b>RLS.2</b> What is the theme of this book? Why do you think so? Give examples.
<b>RLS.1</b> Write about the three inferences you made while reading. Explain why these inferences are important.	<b>RLS.4</b> Write about the new words you read. What do you think the words mean? Why?	<b>RLS.10</b> How does this text compare to other books you've read? Give examples.	<b>RLS.4</b> What are some powerful words or phrases used in the text? Why are they powerful?
<b>RLS.10</b> Write about the reading strategies you used to help you be a better reader.	<b>RLS.5</b> Which chapter was the most important? Why do you think so?	<b>RLS.6</b> Write about the author's message and use evidence from the text to support your thinking.	<b>RLS.9</b> Tell the genre of your text and explain how you know.
<b>RLS.3</b> Compare and contrast two characters. Tell how they are the same and different.	<b>RLS.1</b> Make an inference about the main character. What makes the character happy? Give examples.	<b>RLS.10</b> Write about the things a reader needs to know in order to understand the text.	<b>RLS.7</b> Choose a scene from the book. Tell how it would be different if it was made into a movie.
<b>RLS.5</b> Write about the way the main problem and solution unfolded in the story.	<b>RLS.4</b> Give at least 3 examples of figurative language. Tell how the language affected your comprehension.	<b>RLS.10</b> What did you learn about yourself as a reader today? Use examples from the text.	<b>RLS.2</b> Write a summary of the text that you read today.

© BookPages.com | Common Core Aligned Book Club Reading Response Option Board



with 5<sup>th</sup> Grade Common Core Alignment