

**BALONEY  
(HENRY P.)**



**90+  
Pages**

**CCSS &  
TEKS  
Aligned**



**Lesson Plans \* Assessments \* Activities**

# 3 Reasons to Love This Resource Set

1

## PUTS BOOK AT THE CENTER OF INSTRUCTION

With done-for-you- lesson plans and student activities, you can strengthen your students' comprehension skills, enhance vocabulary, and foster a deep understanding of how words work - all while using *Baloney* (Henry P.) by Jon Scieszka.

2

## SAVES TIME

Finally have time to "fit it all in" with super-efficient lesson plans, activities, and flexible resource sets that can help you meet your instructional goals without any planning or a lot of prep.

3

## CONSISTENT FORMATTING

You and your students will benefit from the consistent formatting of the resources. As you become familiar with the format, you'll deliver instruction more easily and your students will be able to better focus on their learning goals.

**Understanding Text Structure** **Baloney (Henry P.)**  
By: Jon Scieszka  
Grade Level: 3 / Guided Reading Level: P

**1**

**Get Ready To Read**

- ✓ Learn about the book
- ✓ Get your brain ready to read
- ✓ Understand the meaning of important words found in the book

**Summary**

*Baloney (Henry P.)* is the story of an alien, who like you, can't be late for school. Unfortunately, Henry has been late one time too many and is now facing permanent lifelong detention. To save himself Henry comes up with an excuse that is out of this world! As you read the book, be on the lookout for words that look and sound like they come from outer space. Before you know it, Henry P. will have you speaking Martian too!

**Link to What You Know**

- What tools do you use when you want to know the meaning of a new word?
- What do you know about Tall Tales?

**Important Words to Know and Understand**

**Compose** – To create or make

**Tall Tale** – A type of story full of unbelievable events but told in a way that seems believable

**2**

**Learn About Comprehension Strategies**

- ✓ Think about the text you read
- ✓ Know what to do when you get confused

**Why Readers Notice Text Structure While Reading**

Readers pay attention to text structure because understanding how text is organized will help you become a better reader. Authors use the following text structures:

**Description** – when a person, place, thing, or event is described by listing what it looks like, how it works, or what it does

**Sequence** – when information is given in chronological order (first, next, then, last / morning, afternoon, night)

**Problem and Solution** – when a problem is explained and a solution is discovered

**Compare and Contrast** – when an author writes about the ways two or more people, places, or things are alike and different

**Cause and Effect** – when the author explains why something happened (cause) and what happened (effect)

©BookPages.com



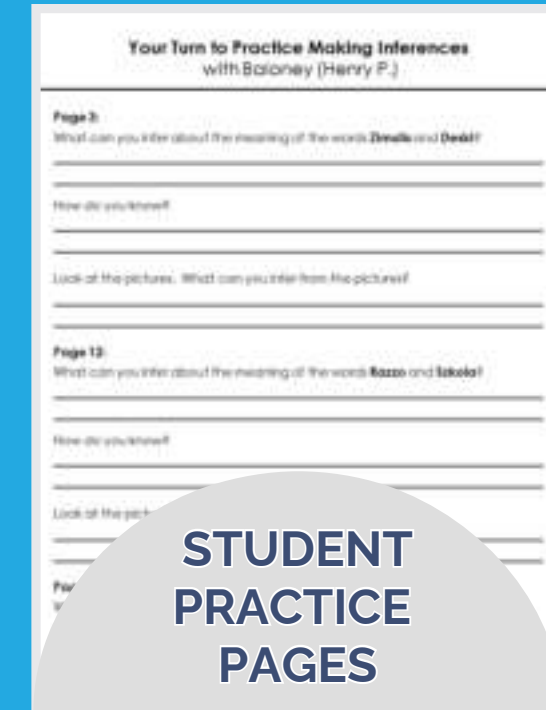
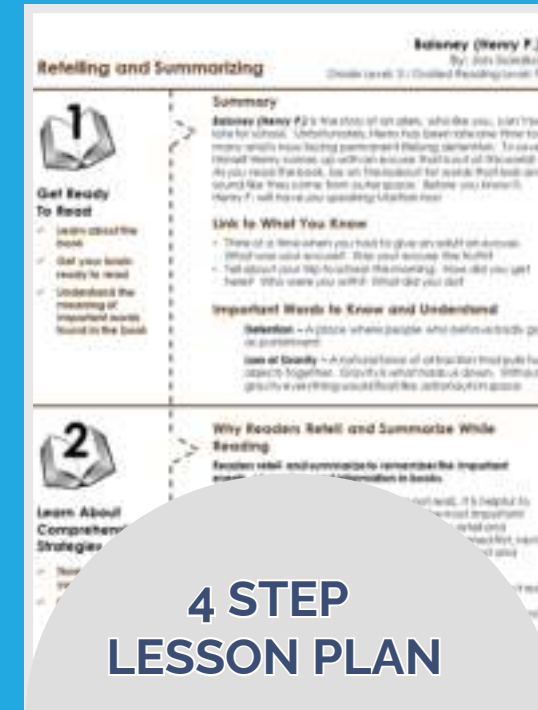
# What You'll Get in this Resource Set

## 3 COMPREHENSION STRATEGY RESOURCE SET

Use *Baloney (Henry P.)* and the step-by-step lesson plans included in this resource to teach:

- Making Inferences
- Retelling and Summarizing
- Understanding Text Structure

**BALONEY**  
(Henry P.)





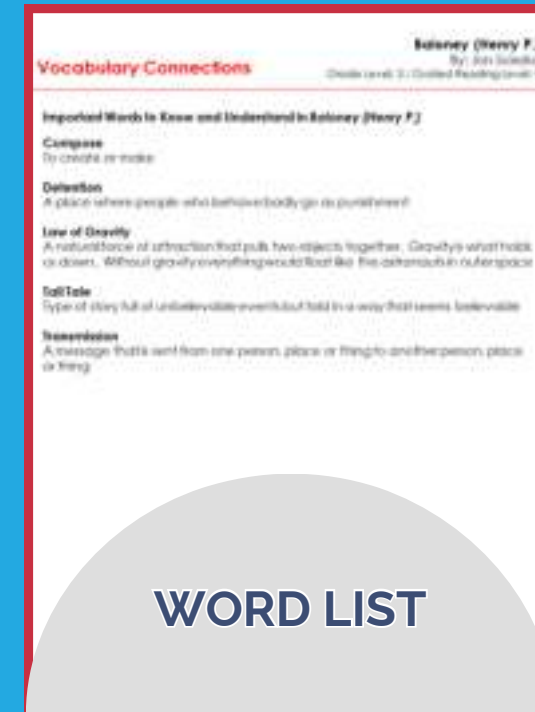
# What You'll Get in this Resource Set

## VOCABULARY DEVELOPMENT RESOURCE SET

The vocabulary resources included in this bundle focus on words that are important for readers to know and understand in the text. The resources include the following:

- Vocabulary Word List
- Flash Cards (match words to pictures and match words to definitions)
- Interactive Vocabulary Notebook Cards
- Vocabulary Word Games Printable
- Personal Vocabulary Word Bookmark

**BALONEY**  
(Henry P.)



# What You'll Get in this Resource Set

## PHONICS AND WORD WORK RESOURCE SET

Improve word recognition, and spelling by anchoring your word study instruction to the books you use for whole group and small group instruction. The word study resources in this bundle include:

- Lesson Plan
- Independent practice page
- Guided practice page
- Word detective activity

**BALONEY**  
(Henry P.)



**Word Work**  
Baloney (Henry P.)  
By Jim Scieszka  
Grade level: 2 | Guided Reading level: F

**Step 1: Introduce the Focus of Word Work**

**Introduce Past Tense Verbs**

- Invite students to read together, you will be reading Baloney (Henry P.) and looking for regular past tense verbs that end with the suffix -ed.
- Have students fill out the **Focus of Past Tense Spelling Rules and Sample Anchor Chart** (provided).
- Go over the rules and examples given using the poster.
- Explain to students that Spelling Rules numbers 2, 3, & 4 are not used in this book. However, students can add words they find in other books, including their textbooks.

**Step 2: Connect Word Work to Reading**

**Past Tense Verbs in the Text**

- Tell the students that the book they will be reading today has a lot of examples of regular past tense verbs.
- Tell the students that you are going to read the book once from beginning to end. Ask the students to listen carefully and look for the words while you read. Tell them to be ready to share the words in the book.

**6 STEP LESSON PLAN**

**Past Tense Verb adding -ed**  
Word Work Practice Page

**Directions:**  
Circle the correct past tense spelling of the regular verb in each row. Refer to the spelling rules poster if needed.

1. correct	corrected	corrected	corrected
2. formulate	formulated	formulated	formulated
3. rehearse	rehearsed	rehearsed	rehearsed
4. use	used	used	used
5. laugh	laughed	laughed	laughed
6. trap	trapped	trapped	trapped
7. cry	cried	cried	cried
8. play	played	played	played
9. surprise	surprised	surprised	surprised
10. comment	commented	commented	commented
11. arrange	arranged	arranged	arranged
12. fix	fixed	fixed	fixed
13. ...	...	...	...

**INDEPENDENT PRACTICE**

**Past Tense Verb adding -ed**  
Word Work Practice Page

**Directions:**  
Circle the correct past tense spelling of the regular verb in each row. Refer to the spelling rules poster if needed.

1. correct	corrected	corrected	corrected
2. formulate	formulated	formulated	formulated
3. rehearse	rehearsed	rehearsed	rehearsed
4. use	used	used	used
5. laugh	laughed	laughed	laughed
6. trap	trapped	trapped	trapped
7. cry	cried	cried	cried
8. play	played	played	played
9. surprise	surprised	surprised	surprised
10. comment	commented	commented	commented
11. arrange	arranged	arranged	arranged
12. fix	fixed	fixed	fixed
13. ...	...	...	...

**GUIDED PRACTICE**

**Word Detective: Past Tense Verbs**  
Extension Activity

**Directions:**  
Be a word detective!  
Be on the lookout for **past tense verbs** while you read. Write the word that you find along with the title of the book where you found the word, the page, and the sentence with the word or phrase.

Word	Book Title	Page	Sentence

**WORD DETECTIVE**

# What You'll Get in this Resource Set



## ADDITIONAL RESOURCES



In addition to the comprehension, vocabulary, and word work resources, this bundle also includes the following:

- Assessment
- Skills worksheet
- Student resources in Spanish
- Standards alignment



**ASSESSMENT**

**SKILL WORKSHEET**

**RESOURCES IN SPANISH**

**STANDARDS ALIGNMENT**

**BALONEY**  
(Henry P.)



# Take a Closer Look at the Comprehension Strategy Resources

## PART ONE:

- Student Friendly Book Summary
- Questions to activate prior knowledge for the text and to prepare students to use the strategy
- Key vocabulary words in the text that students should know for better comprehension

### Understanding Text Structure

**Baloney (Henry P.)**

By: Jon Scieszka

Grade Level: 3 / Guided Reading Level: P



#### Get Ready To Read

- ✓ Learn about the book
- ✓ Get your brain ready to read
- ✓ Understand the meaning of important words found in the book

#### Summary

**Baloney (Henry P.)** is the story of an alien, who like you, can't be late for school. Unfortunately, Henry has been late one time too many and is now facing permanent lifelong detention. To save himself Henry comes up with an excuse that is out of this world! As you read the book, be on the lookout for words that look and sound like they come from outer space. Before you know it, Henry P. will have you speaking Martian too!

#### Link to What You Know

- What tools do you use when you want to know the meaning of a new word?
- What do you know about Tall Tales?

#### Important Words to Know and Understand

**Compose** – To create or make

**Tall Tale** – A type of story full of unbelievable events but told in a way that seems believable

**BALONEY**  
(Henry P.)



# Take a Closer Look at the Comprehension Strategy Resources

## PART TWO:

Student Friendly Explanation of the Comprehension Strategy

This portion of the lesson plan can be copied and pasted into student reader's notebooks or enlarged and used on an anchor chart or bulletin board.

TIP: Pair the [BookPagez Comprehension Strategy Posters](#) with these lessons!



### Learn About Comprehension Strategies

- ✓ Think about the text you read
- ✓ Know what to do when you get confused

### Why Readers Notice Text Structure While Reading

Readers pay attention to text structure because understanding how text is organized will help you become a better reader. Authors use the following text structures:

**Description** – when a person, place, thing, or event is described by listing what it looks like, how it works, or what it does

**Sequence** – when information is given in chronological order (first, next, then, last / morning, afternoon, night)

**Problem and Solution** – when a problem is explained and a solution is discovered

**Compare and Contrast** – when an author writes about the ways two or more people, places, or things are alike and different

**Cause and Effect** – when the author explains why something happened (cause) and what happened (effect)

**BALONEY**  
(Henry R.)





# Take a Closer Look at the Comprehension Strategy Resources

## PART THREE:

Text- dependent questions to help students use the strategy to improve comprehension.

These questions focus on the strategy, require students to use evidence from the text, and help them to qualify their thinking - all of which are essential skills for more successful reading.

**BALONEY**  
(HENRY P.)



### Understanding Text Structure

**Baloney (Henry P.)**

By: Jon Scieszka

Grade Level: 3 / Guided Reading Level: P



#### Understand Text Structure While Reading

- ✓ Notice the words an author uses – does the author describe things or explain events?
- ✓ Look at the pictures. Sometimes pictures give you clues about text structure

#### Time to Read

Stop on the following pages. Think about the questions for each page. Then talk with a reading partner or write your thoughts down in your notebook.

**Pages 3 to 8** – Here Baloney is using sequence to tell about the reasons for why he was late to school. What words does Baloney use to tell about the order of events?

**Pages 13 to 14** – Here Baloney is using a cause and effect text structure. What did Baloney do wrong? What did his mistake cause him to do?

**Pages 15 to 17**– Here Baloney is using a problem and solution text structure. What was his problem? How did he solve his problem?

**Pages 21 to 24** – Here Baloney is using a description text structure to tell about his escape. What words does Baloney use to describe his escape? How does this text structure help you understand what you're reading?



# Take a Closer Look at the Comprehension Strategy Resources

## PART FOUR:

Think, Talk, and Reflect prompts to help students notice the work they did as readers and monitor their own comprehension.

TIP: Use the included Reader's Notebook prompt to help students write about their reading and extend their use of the strategy.



### Notice the Work You Did While Reading

- ✓ Think
- ✓ Talk
- ✓ Reflect
- ✓ Write

### Time to Reflect

**Think** – How did the different text structures help you to better understand *Baloney (Henry P.)*? Why do you think authors use more than one text structure when they tell stories?

**Talk** – Tell your reading partner about a place where you noticed a cause and effect text structure. Explain how you knew the author was using cause and effect.

**Reflect** – Think about the text structures in *Baloney (Henry P.)*. How does paying attention to the way the author organizes text help you to be a better reader?

**Write** – Glue your Strategy Slip into your reader's notebook. Write about the work you did while reading *Baloney (Henry P.)*. (Remember to include examples from the book!)

**BALONEY**  
(Henry P.)



# The Comprehension Strategy Resource Set also Include:

- STUDENT PRACTICE PAGES & ANSWER KEYS
- STRATEGY GRAPHIC ORGANIZERS
- READER'S NOTEBOOK PROMPTS
- STANDARDS ALIGNMENT

[Learn More about the Resources Here!](#)



**BALONEY**  
(Henry P.)



# Take a Closer Look at the Vocabulary Connections Resource Set

## WORD LIST

The words included on this list are Tier 2 and 3 vocabulary words. Tier 2 words are high frequency vocabulary words that are necessary for reading comprehension. The chances of Tier 2 words showing up in other text is high.

Tier 3 words are lower frequency words that are specific to the text. These words have been selected based on their level of importance in the text. The chances of Tier 3 words showing up in other text is low.

**BALONEY**  
(Henry P.)



**Baloney (Henry P.)**  
By: Jon Scieszka  
Grade Level: 3 / Guided Reading Level: P

**Vocabulary Connections**

---

**Important Words to Know and Understand in *Baloney (Henry P.)***

**Compose**  
To create or make

**Detention**  
A place where people who behave badly go as punishment

**Law of Gravity**  
A natural force of attraction that pulls two objects together. Gravity is what holds us down. Without gravity everything would float like the astronauts in outer space

**Tall Tale**  
Type of story full of unbelievable events but told in a way that seems believable

**Transmission**  
A message that is sent from one person, place or thing to another person, place or thing

---

Vocabulary Word List | @BookPagez.com

# Take a Closer Look at the Vocabulary Connections Resource Set

## SORTING CARDS

There are 2 sets of sorting cards. The first set includes the vocabulary word and a picture of the word. This set of cards is particularly helpful for English Language Learners, but can be used with any student to scaffold prior knowledge and connect new words to visual memory.

The second set of cards includes the vocabulary words and a kid-friendly definition of each word. These cards are helpful when reviewing vocabulary words.

**BALONEY**  
(Henry P.)



**Match the words to the picture!**

**Match the words to the definition!**

**Sort the cards by attribute!**

# Take a Closer Look at the Vocabulary Connections Resource Set

## INTERACTIVE VOCABULARY NOTEBOOK CARDS

The interactive notebook cards provide students with a tool to process new vocabulary words. These cards engage multiple parts of the brain and help students to personalize their learning.

Depending on your goals, you can use the page by page guide in a couple of different ways. Here are some suggestions:

- Connect the new word to a word they already know
- Classify the word as a noun, verb, adverb, or adjective
- Review the definition of the new word
- Illustrate the new word
- Anchor the new word to a specific text

**BALONEY**  
(Henry P.)



**Baloney (Henry P.)**  
By: Jon Scieszka  
Grade Level: 3 / Guided Reading Level: F

**Vocabulary Connections**

<b>Compose is a/an</b> noun verb adverb adjective	<b>Detention is a/an</b> noun verb adverb adjective	<b>Law of Gravity is a/an</b> noun verb adverb adjective
Definition of <b>Compose</b> :	Definition of <b>Detention</b> :	Definition of <b>Law of Gravity</b> :
_____	_____	_____
_____	_____	_____
_____	_____	_____
_____	_____	_____
_____	_____	_____
<b>Compose</b> looks like this:	<b>Detention</b> looks like this:	<b>Law of Gravity</b> looks like this:
_____	_____	_____
<b>Compose</b> reminds me of:	<b>Detention</b> reminds me of:	<b>Law of Gravity</b> reminds me of:
_____	_____	_____
I saw this word in	I saw this word in	I saw this word in
_____	_____	_____

**Step by Step Directions:**  
1. Cut on the Dotted Line 2. Fold on the Solid Line 3. Complete the Vocabulary Card  
4. Glue the Back of the Bottom Flap into Your Notebook 5. Write the Vocabulary Word on the Front of the Top Flap

Interactive Vocabulary Notebook Cards | @BookPagez.com

# Take a Closer Look at the Vocabulary Connections Resource Set

## WORD GAMES AND A VOCABULARY BOOKMARK

Each package contains a different set of word games including crossword puzzles, word searches, graphing, categorizing, matching, and more. These games are intended to help students practice working with the new vocabulary words in a more traditional format.

The bookmark provides students with the opportunity to identify a word from the book that they would like to remember. In this way, students are able to keep track of words that are new to them.

**BALONEY**  
(Henry P.)



**Baloney (Henry P.)**  
By: Jon Scieszka  
Grade Level: 3 / Guided Reading Level: F

**Vocabulary Connections**

**Step by Step Directions:**  
1. Cut on the Dotted Line. 2. Fold on the Solid Line. 3. Complete the Vocabulary Card. 4. Add Your Vocabulary Card to Your Notebook or Staple it in a Notebook.

**Word Games**  
with Words from **Baloney (Henry P.)**

**Word Bank**  
COMPOSE  
DETENTION  
LAW OF GRAVITY  
TAIL TALE  
TRANSMISSION

**Directions:** Unscramble each of the words. Use the letters that appear in  to discover a secret word.

ALW FO VARIGTY  \_\_\_\_\_

LLTA TAEI  \_\_\_\_\_

DNETNIOTE \_\_\_\_\_

CSMOOPE \_\_\_\_\_

NISOMSTSINRA \_\_\_\_\_

**SECRET WORD:**

**Directions:** Graph the number of vowels in each

Compose					
Detention					
Law of Gravity					
Tail Tale					
Transmission					
	1	2	3	4	5

Number of V

Name: \_\_\_\_\_

**Vocabulary Connections**

**Directions:** Select a word from your reading that is new to you and write it in the box below. Then fill in the blanks to connect the new word to words you already know.

**New Word** \_\_\_\_\_

**Dictionary Definition**  
Look up the word in the dictionary. Copy the dictionary definition.

**Original Sentence**  
Copy the sentence in the book where the word appears. Book Title: \_\_\_\_\_

**Visualize**  
Draw a picture to illustrate the meaning of the word.

**Synonyms**  
What words have nearly the same meaning?

**Antonyms**  
What words have the opposite meaning?

**Make It Your Own**  
Use the word in a new sentence that shows what it means.

**Connect to Your Life**  
When or where have you seen it, heard it, felt it, smelled it, or tasted it?

Exploring Words | ©BookPage.com

# The Vocabulary Connections Resource Set also Include:

- ANSWER KEYS
- CONTEXT CLUE ACTIVITY
- STANDARDS ALIGNMENT



**BALONEY**  
(Henry P.)





# Take a Closer Look at the Phonics & Word Work Resource Set

## STEP-BY-STEP LESSON PLAN

Every phonics and word work lesson plan was designed to support a variety of instructional approaches. The resource sets are flexible enough to be used for whole-group, small-group, or one-on-one instruction.

PART 1: Introducing the instructional focus

PART 2: Connecting the instructional focus to the text

PART 3: Guided practice

PART 4: Independent practice

PART 5: Reflection

PART 6: Extension activity (optional)

**BALONEY**  
(Henry P.)



### Word Work

**Baloney (Henry P.)**

By: Jon Scieszka

Grade Level: 3 / Guided Reading Level: F

#### Instructional Focus:

Past Tense Verbs

#### Background:

Spelling of simple **past tense verbs** is not always simple. There are several rules that students must follow in order to spell these words correctly. With continued practice and use, students will become familiar with these spelling patterns.

#### Examples:

Ending in silent -e +d	Ending in vowel +y	Ending in consonant +y (y becomes i)	All other regular verbs +ed	Consonant after stressed vowel at end of word, double it	Vowel not stressed, don't double
vote=voted	stay=stayed	carry=carried	visit=visited	mop=mopped	open=opened
love=loved	play=played	marry=married	walk=walked	step=stepped	offer=offered
like=liked	convey=conveyed	cry=cried	tack=tacked	plot=plotted	tickle=ticked

#### Materials and Preparation:

- A Copy of **Baloney (Henry P.)** by Jon Scieszka
- Chart Paper
- Poster
- Subtracted Verbs Practice Page (1 per student or 1 per pair)
- Past Tense Verb Adding -ed Word Work Page (1 per student)
- Optional - Word Detective Extension Worksheet (1 per student)

# Take a Closer Look at the Phonics & Word Work Resource Set

## GUIDED PRACTICE

Students will have an opportunity to manipulate words, explore how they work, and discover connections between them.

- Students actively examine words using a hands-on approach
- Students' specific knowledge of an alphabetic, pattern, or meaning system deepens as a result of interacting with words and with other students
- Students are able to communicate what they know and what they are wondering about the word study to deepen understanding

**BALONEY**  
(Henry P.)



### Past Tense Verb adding -ed Word Work Practice Page

**Directions:**

Circle the correct past tense spelling of the regular root verb in each row. Refer to the spelling rules poster if needed.

1.	correct	correctted	correcteed	corrected
2.	formulate	formulatted	formulated	formulatd
3.	mishandle	mishandled	mishandlled	mishandided
4.	use	useed	useded	used
5.	laugh	laughed	laughed	laughfed
6.	brag	bragged	braged	brageded
7.	cry	cried	cryed	criyed
8.	play	plaided	playded	played
9.	surprise	surprysed	surprised	surprised
10.	comment	commentted	commentd	commented
11.	arrange	arranged	arranged	arranged
12.	flip	flipyd	fliped	flipped
13.	mold	molded	moldded	moldeed
14.	crease	creassed	creased	creasedd
15.	spray	sprayed	sprayed	sprayed



Name: \_\_\_\_\_

Independent Word Work Practice | @BookPagez.com

# Take a Closer Look at the Phonics & Word Work Resource Set

## INDEPENDENT PRACTICE

Students have the opportunity to show what they've learned about words.

Through presenting students with an independent activity designed to extend their work with specific words, you allow the student to engage with words at their own pace. This is a perfect time for you to assess student understanding and confer with any students who may be struggling.

**BALONEY**  
(Henry R.)



### Subtracted Verbs Word Work Practice Page

**Directions:**

The following verbs are shown in past tense. Your job is to subtract the ending and write the root word on the line next to the verb. The first one is done for you.

- |     |            |   |            |   |             |  |
|-----|------------|---|------------|---|-------------|--|
| 1.  | planned    | — | <u>ned</u> | = | <u>plan</u> |  |
| 2.  | searched   | — | _____      | = | _____       |  |
| 3.  | lived      | — | _____      | = | _____       |  |
| 4.  | eliminated | — | _____      | = | _____       |  |
| 5.  | dropped    | — | _____      | = | _____       |  |
| 6.  | erased     | — | _____      | = | _____       |  |
| 7.  | remembered | — | _____      | = | _____       |  |
| 8.  | grabbed    | — | _____      | = | _____       |  |
| 9.  | misplaced  | — | _____      | = | _____       |  |
| 10. | followed   | — | _____      | = | _____       |  |
| 11. | bullied    | — | _____      | = | _____       |  |
| 12. | created    | — | _____      | = | _____       |  |
| 13. | mastered   | — | _____      | = | _____       |  |
| 14. | guided     | — | _____      | = | _____       |  |
| 15. | moved      | — | _____      | = | _____       |  |
| 16. | obeyed     | — | _____      | = | _____       |  |
| 17. | realized   | — | _____      | = | _____       |  |
| 18. | spied      | — | _____      | = | _____       |  |

Name: \_\_\_\_\_

Guided Word Work Practice | @BookPagez.com

# The Phonics & Word Work Resource Set also Include:

- ANSWER KEYS
- WORD DETECTIVE ACTIVITY
- STANDARDS ALIGNMENT



**Answer Key for Subtracted Verbs**  
Word Work Practice Page

**Directions:**  
The following verbs are shown in past tense. Your job is to subtract the ending and write the root word on the line next to the verb. The first one is done for you.

1.	planned	—	ned	=	plan
2.	searched	—	ed	=	search
3.	lived	—	d	=	
4.	eliminated	—	d	=	
5.	dropped	—	p	=	
6.	erased	—	d	=	
7.	remembered	—	ed	=	
8.	grabbed	—	bed	=	
9.	mplaced	—	d	=	
10.	followed	—	ed	=	
	bulled	—	ied	=	
	ted	—	d	=	
		—	d	=	
		—	e	=	
		—	d	=	
		—	d	=	
		—	ie	=	
		—	ie	=	
		—	ie	=	

**Common Core State Standards Correlation**

Baloney (Henry P.) Lesson Plans, Resources, and Activities

The lesson plans, resources, and activities for use with Baloney (Henry P.) correlate with the following English Language Arts/Civics/Case State Standards for third grade.

**Word Work Lesson Plan and Resources**

Reading: Foundational Skills  
RF.3.3 - Know and apply grade-level phonics and word analysis skills in decoding words.  
RF.3.4 - Read with sufficient accuracy and fluency to support comprehension.

Baloney (Henry P.) CCSS Alignment | BookPages.com



[Learn More about the Resources Here!](#)



**BALONEY**  
(Henry P.)



# Assessments and Activities include:



- COMMON CORE COMPREHENSION ASSESSMENT
- RUNNING RECORD ASSESSMENT
- SKILL PRACTICE PAGES
- ANSWER KEYS

The assessments include a Running Record to help you assess oral reading fluency and a standards-aligned comprehension assessment.



The image displays three sample assessment pages. The first is a 'Running Record' form for 'Baloney (Henry P.)' with fields for Name, Date, Accuracy Rate, Error Rate, Self-Correction Rate, and Time. It includes a table for accuracy levels: Easy (95%-100%), Instructional (90%-94%), and Supportive (85%-89%). The second page is a 'Baloney (Henry P.) CCSS Assessment' with multiple-choice questions about the story. The third page is 'An Out of This World Story about Baloney' featuring a 'DECODER WORD BOX' with words like AAME, FORDO, DESE, TORAKU, ASTROBU, RAZDI, TRACASIS, TWIP, BLASEA, BIGHING FLOSSER, QUADRANG, UYARAK, BITUNA, SPERFLAATS, RUNDGAL, ZERPLATEN, CICALATIONS, IZKOLA, FISA, and INKUS.



The skills practice pages vary from text to text. They cover skills like comparing and contrasting, writing, sequencing, matching, cause and effect, and more.

**BALONEY**  
(Henry P.)



# LET'S CONNECT!

BookPagez is here to help you make the most of the books in your school and classroom libraries.

With thousands of done-for-you lesson plans and activities, you can strengthen your students' comprehension skills, enhance vocabulary, and foster a deep understanding of how words work - all while reading the very best books!



[Get Free Samples Here](#)



[Get Ideas and Booklists Here](#)